

GENERAL NOTES

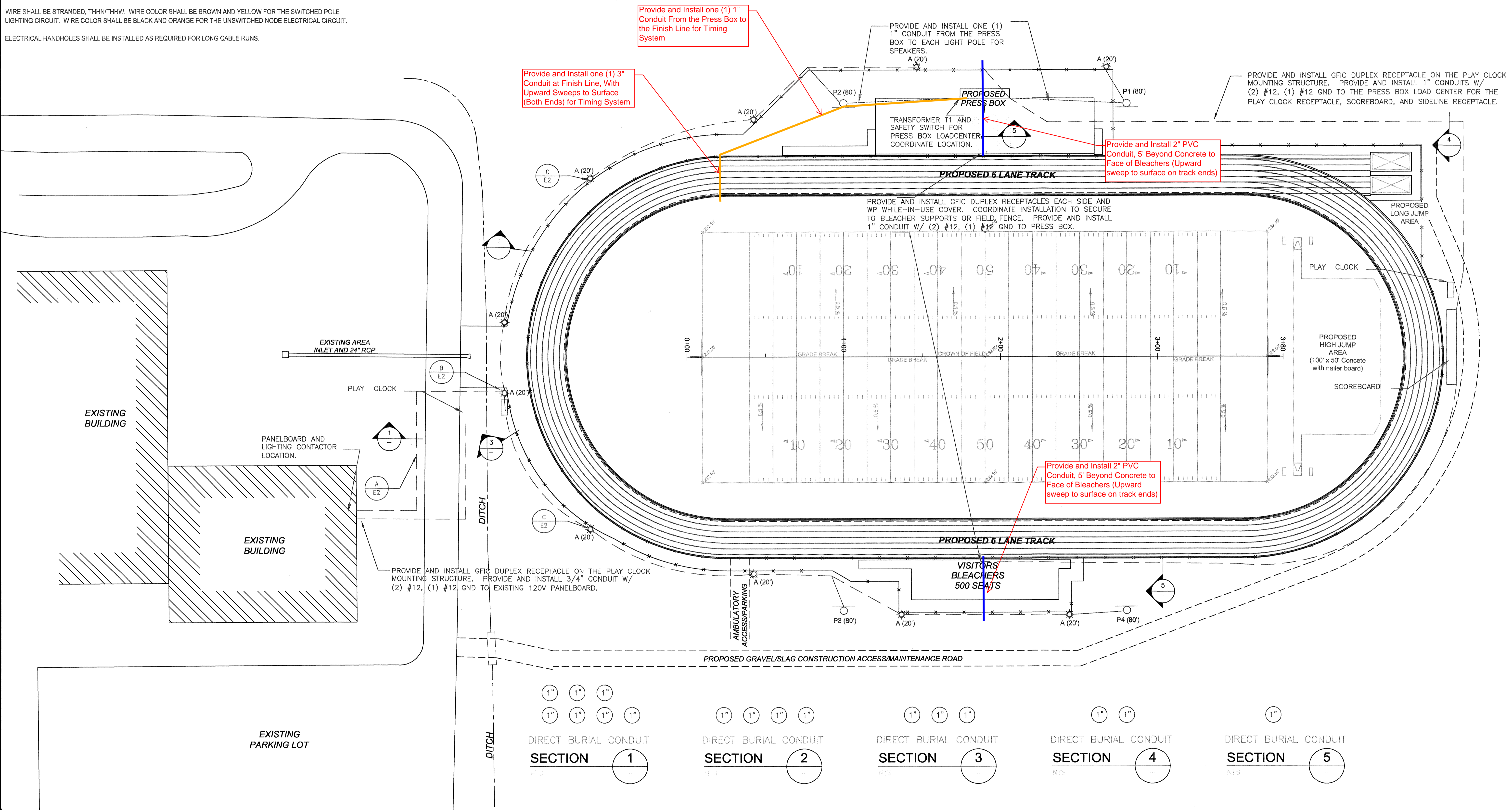
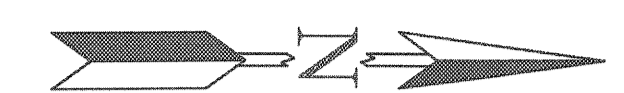

CONDUIT BELOW GRADE SHALL BE PVC SCHEDULE 40.

CONDUIT FOR TRANSITIONS BETWEEN BELOW GRADE AND ABOVE GRADE SHALL BE PVC COATED RIGID STEEL, EXCEPT WHERE CONDUIT STUB-UPS ARE CONCEALED, SUCH AS INTO LIGHT POLE BASES. IN CASES WHERE CONCEALED, THE TRANSITION BETWEEN GRADE SHALL BE PVC SCHEDULE 40.

CONDUIT ABOVE GRADE SHALL BE RIGID ALUMINUM CONDUIT. BOXES SHALL BE CAST ALUMINUM FD STYLE.

WIRE SHALL BE STRANDED, THHN/THHW. WIRE COLOR SHALL BE BROWN AND YELLOW FOR THE SWITCHED POLE LIGHTING CIRCUIT. WIRE COLOR SHALL BE BLACK AND ORANGE FOR THE UNSWITCHED NODE ELECTRICAL CIRCUIT.

ELECTRICAL HANDHOLES SHALL BE INSTALLED AS REQUIRED FOR LONG CABLE RUNS.



Provide and Install one (1) 1" Conduit From the Press Box to the Finish Line for Timing System

Provide and Install one (1) 3" Conduit at Finish Line, With Upward Sweeps to Surface (Both Ends) for Timing System

PROVIDE AND INSTALL ONE (1) 1" CONDUIT FROM THE PRESS BOX TO EACH LIGHT POLE FOR SPEAKERS.

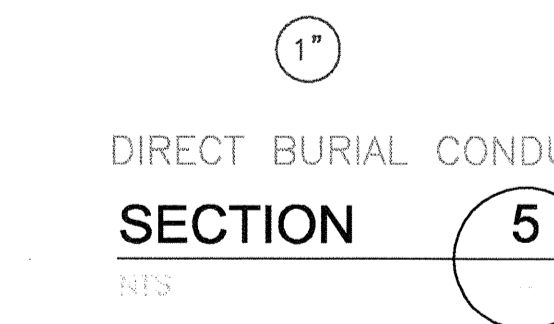
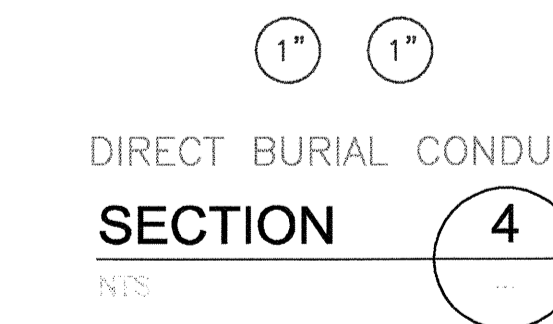
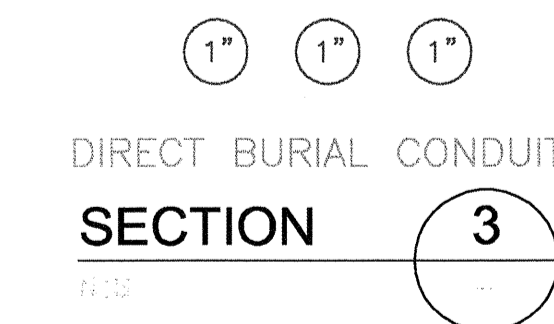
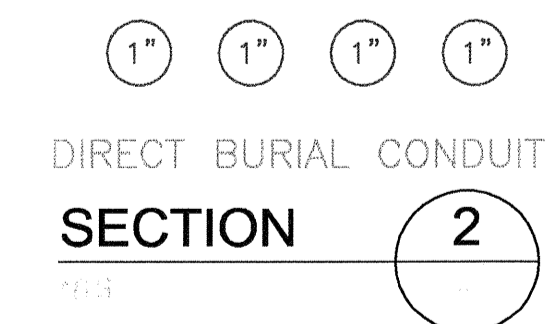
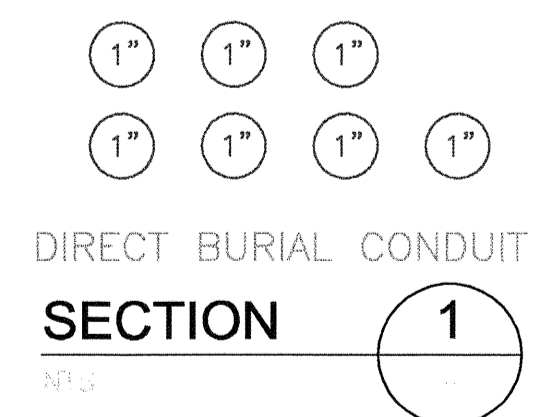
Provide and Install 2" PVC Conduit, 5' Beyond Concrete to Face of Bleachers (Upward sweep to surface on track ends)

Provide and Install 2" PVC Conduit, 5' Beyond Concrete to Face of Bleachers (Upward sweep to surface on track ends)


PROVIDE AND INSTALL GFCI DUPLEX RECEPTACLE ON THE PLAY CLOCK MOUNTING STRUCTURE. PROVIDE AND INSTALL 1" CONDUITS W/ (2) #12, (1) #12 GND TO THE PRESS BOX LOAD CENTER FOR THE PLAY CLOCK RECEPTACLE, SCOREBOARD, AND SIDELINE RECEPTACLE.

PROVIDE AND INSTALL GFCI DUPLEX RECEPTACLES EACH SIDE AND WP WHILE-IN-USE COVER. COORDINATE INSTALLATION TO SECURE TO BLEACHER SUPPORTS OR FIELD FENCE. PROVIDE AND INSTALL 1" CONDUIT W/ (2) #12, (1) #12 GND TO PRESS BOX.

PROVIDE AND INSTALL GFCI DUPLEX RECEPTACLE ON THE PLAY CLOCK MOUNTING STRUCTURE. PROVIDE AND INSTALL 3/4" CONDUIT W/ (2) #12, (1) #12 GND TO EXISTING 120V PANELBOARD.



| Revision | By | Date |
|--------------------------------|-----|----------|
| Addendum No. 1, Added Conduits | JRA | 07/17/17 |
| | | |
| | | |



| | |
|--------------------------|-----------------------------|
| Drawn By: LSM | Vertical Scale: - |
| Approved By: LSM | Horizontal Scale: 1"=30' |
| Date: 4.30.17 | Plotting Scale: 1 |
| Project No.: 1401-001 | Drawing Name: BY:LSM |

RIVERCREST PROPOSED STADIUM
Mississippi County, Arkansas

ATHLETIC FIELD ELECTRICAL PLAN
Issued for Bidding

Sheet No.:
10
of
17