

New Firestation Facility

for

City of Monette

405 Drew Ave. Highway 18 East

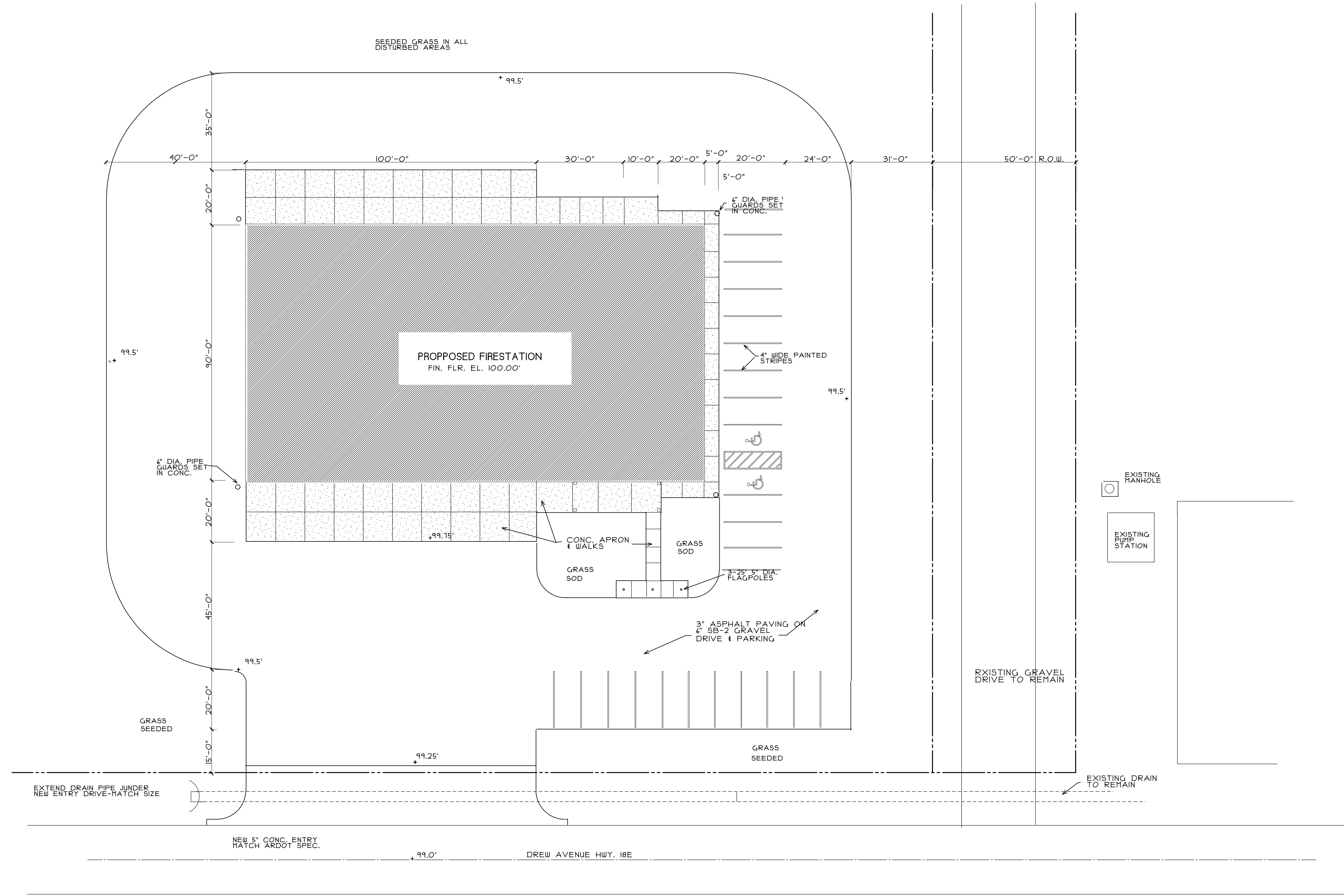
Monette Arkansas




<p><i>Code Information:</i></p> <p><i>International Building Code, 2021 Edition, (with 2007 State Addmenments)</i> <i>NFPA 101 Life Safety Code, 2006 Edition</i> <i>Arkansas Fire Prevention Code, 2021 Edition, Vol. 1, 2 & 3</i> <i>Hvac-Mechanical Code-2018 IMC</i> <i>2020 National Electrical Code</i> <i>2014 Arkansas Energy Code for New Building Construction</i> <i>Plumbing Code-2021 ASPC</i> <i>Gas Code-2018 Arkansas Gas Code</i> <i>Arkansas Architectural Barriers Law ANSI 117, 2010</i> <i>2010 ADA Standards for Accessible Design</i></p> <p><i>Occupancy: Business, Group B</i></p> <p><i>Building Size: Building A: 11,200 S. F.-One Story.</i></p> <p><i>Allowable: One Story, 19,000 S. F.</i></p> <p><i>Area Increase Modification: Not Required</i></p> <p><i>Occupancy Load: Business, 112 Table 1004.1.2</i></p> <p><i>Fire Resistive Construction: None Required</i></p> <p><i>Fire Protection Systems: Not Required</i></p> <p><i>Fire Sprinkler Systems: Not required</i></p> <p><i>Means of Egress: 2 Required, Table 1014.1.3 Proviced</i> <i>Travel Distance to Exit: 200', Table 1015.1</i></p> <p><i>Seismic Zone: 3</i></p>
Code Information

<p>I HEREBY CERTIFY THAT THESE PLANS AND SPECIFICATIONS HAVE BEEN PREPARED BY ME OR UNDER MY SUPERVISION. I FURTHER CERTIFY THAT TO THE BEST OF MY KNOWLEDGE THESE PLANS AND SPECIFICATIONS ARE AS REQUIRED BY LAW AND IN COMPLIANCE WITH THE ARKANSAS FIRE PREVENTION CODE FOR THE STATE OF ARKANSAS.</p> <p><i>Ray Lindsey</i></p> <p>RAY LINDSEY, AIA, ARCHITECT</p>
<p><i>RAY LINDSEY, A.I.A.</i></p> <p><i>Architect</i></p> <p>318 Greene Road #792 Paragould, AR 72450 raylin8maeshu@gmail.com 870-215-3029</p>
Project Architect

<p><i>Shop Drawings & Calculations</i> <i>& Engineered Structural Plans</i></p>
<p>Delayed Submittals</p>
<p>ALL SPECIAL INSPECTIONS REQUIRED BY CHAPTER 17 OF 2021 INTERNATIONAL BUILDING CODE WILL BE PERFORMED BY THE ARCHITECT OR APPROVED TESTING LAB.</p>
Special Inspections




SITE DEVELOPMENT PLAN
 24 PARKING SPACES 1" = 20'-0"

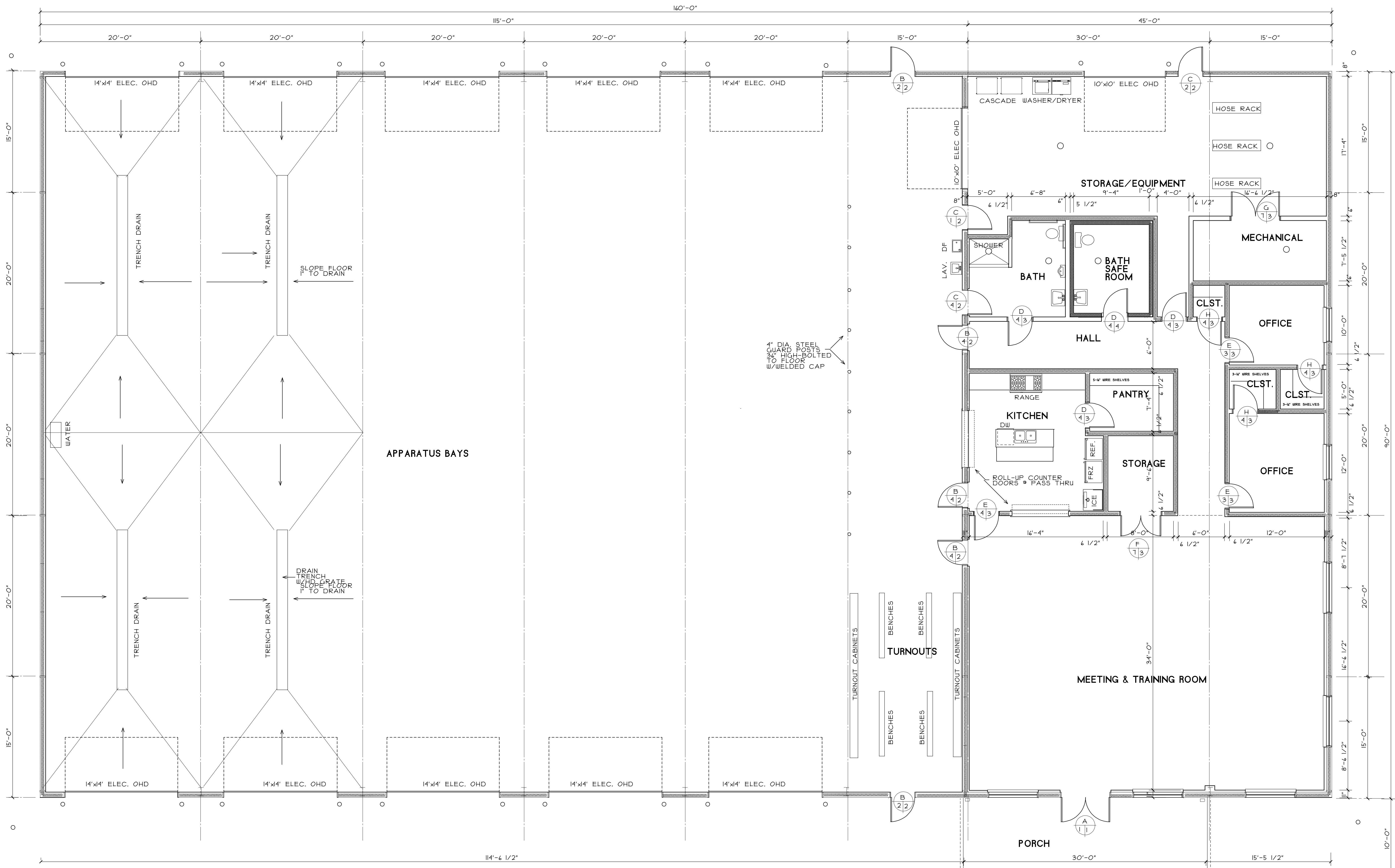


Ray Lindsey
 Architect
 318 Greene Road #792
 Paragould, AR 72450
 raylindmaeshu@gmail.com 870-215-3029



New Firestation
for
City of Monette
 405 Drew Avenue
Monette Arkansas


Drawn: RGL	Revised:
Date: 4-5-24	Revision No.:
Job No: 44524	
C-1	



4" DIA. STEEL
GUARD POSTS
3/4" HIGH-BOLTED
TO FLOOR
W/WELDED CAP

FLOOR PLAN

3/16" = 1'-0"



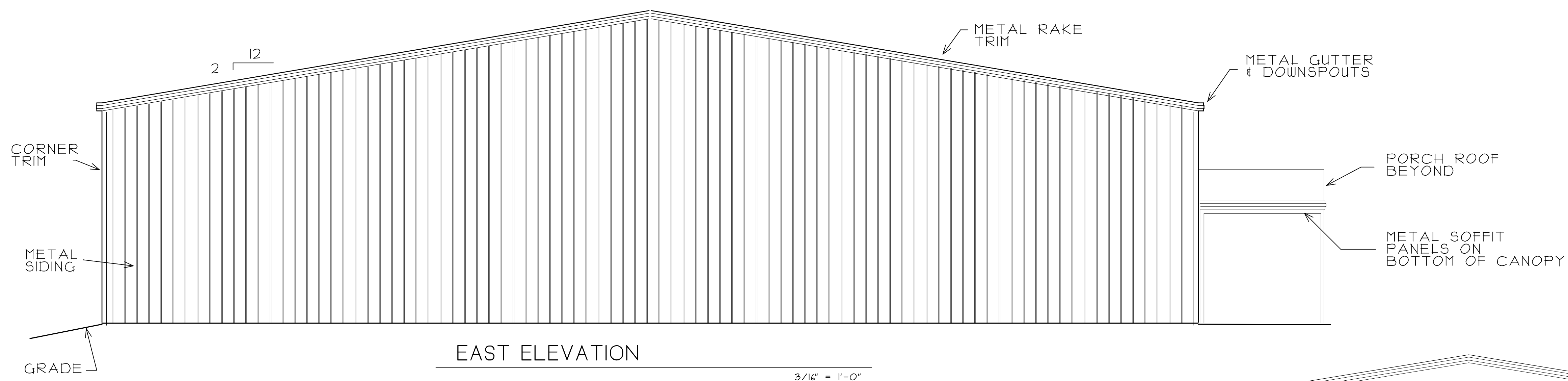
Ray Lindsey
 Architect
 318 Greene Road #792
 Paragould, AR 72450
 raylin@maeshu@gmail.com 870-215-3029



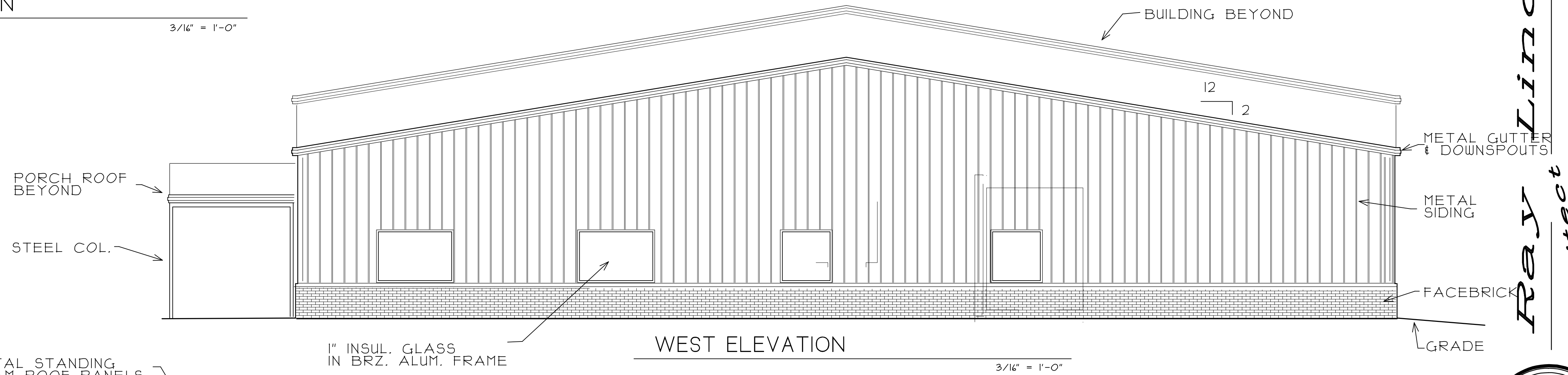
New Firestation
for
City of Monette
 405 Drew Avenue
 Monette Arkansas

Drawn: **RGL** Revised:
 Date: **4-5-24** Revision No.:
 Job No: **44524**

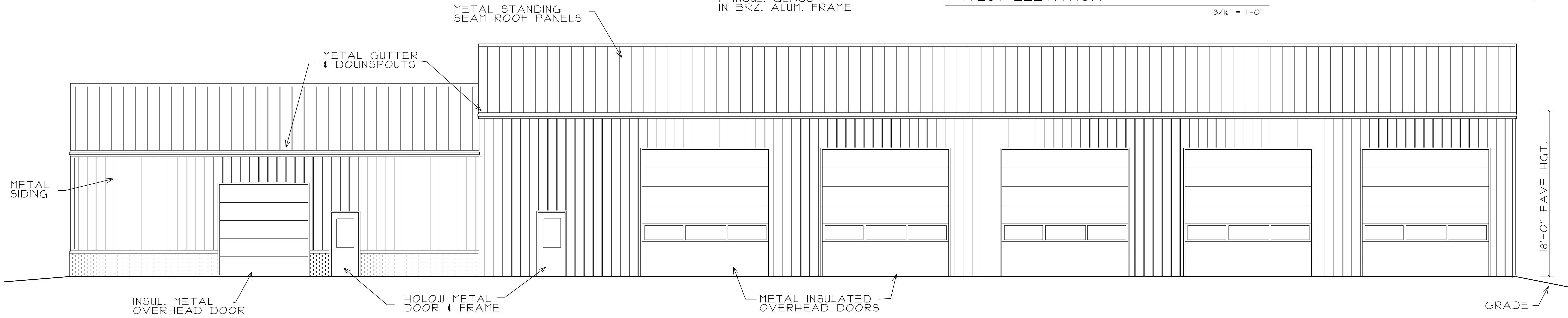
A-1



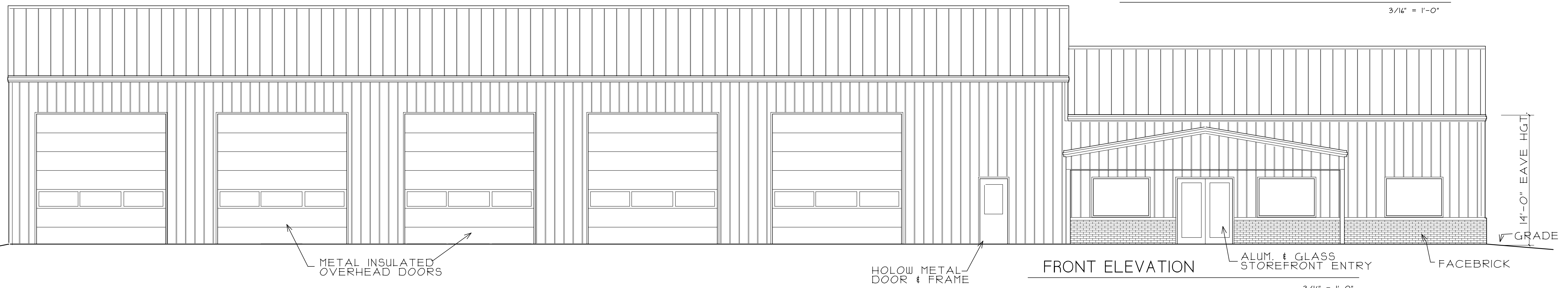
EAST ELEVATION




WEST ELEVATION



SOUTH ELEVATION



FRONT ELEVATION



Ray Lindsey
 Architect
 318 Greene Road #792
 Paragould, AR 72450
 raylin@maeshu@gmail.com 870-215-3029



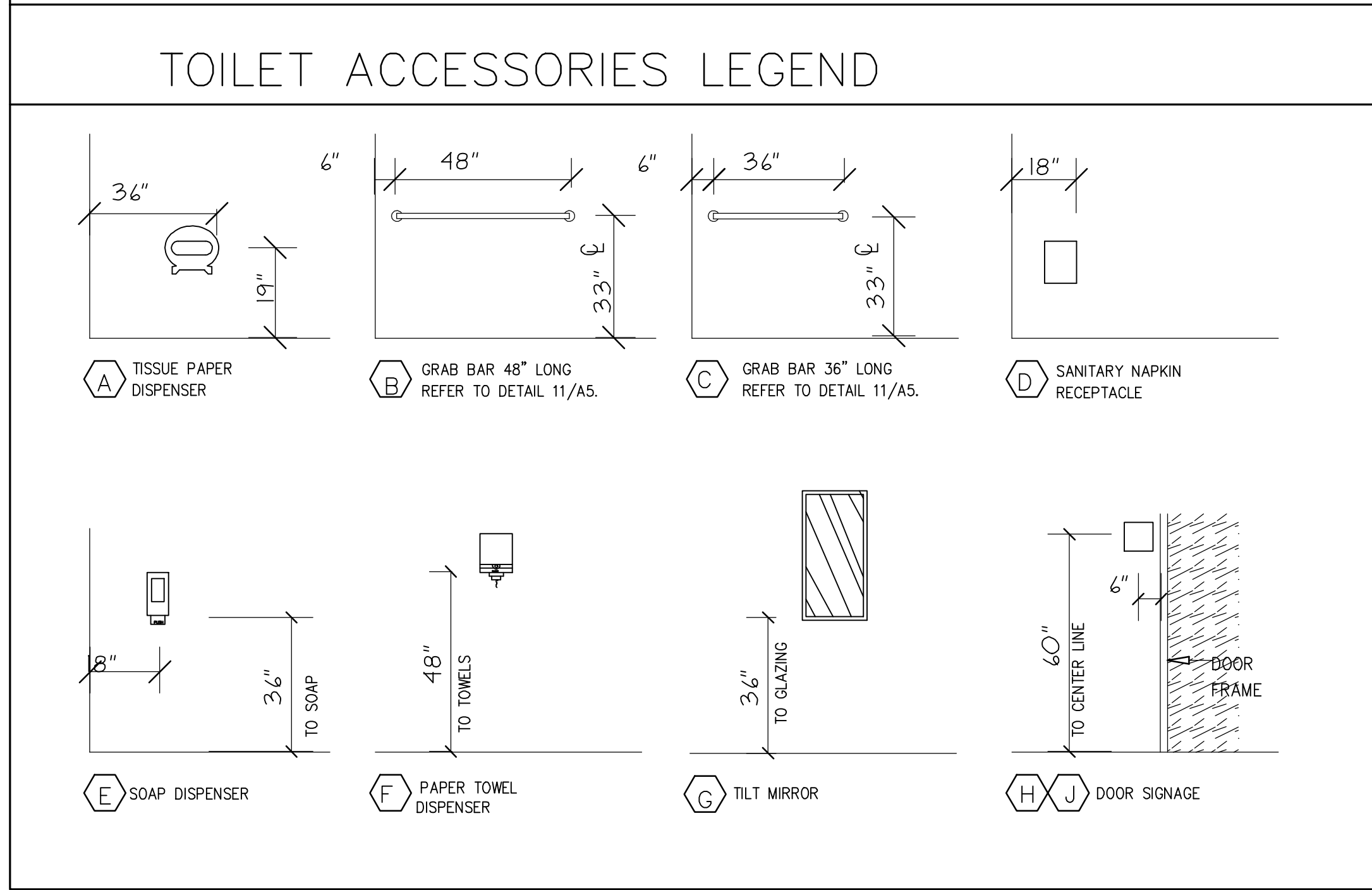
New Firestation
for
City of Monette
 405 Drew Avenue
 Monette, Arkansas

Drawn: RGL	Revised:
Date: 4-5-24	Revision No.:
Job No: 44524	
A-2	

TOILET ACCESSORIES

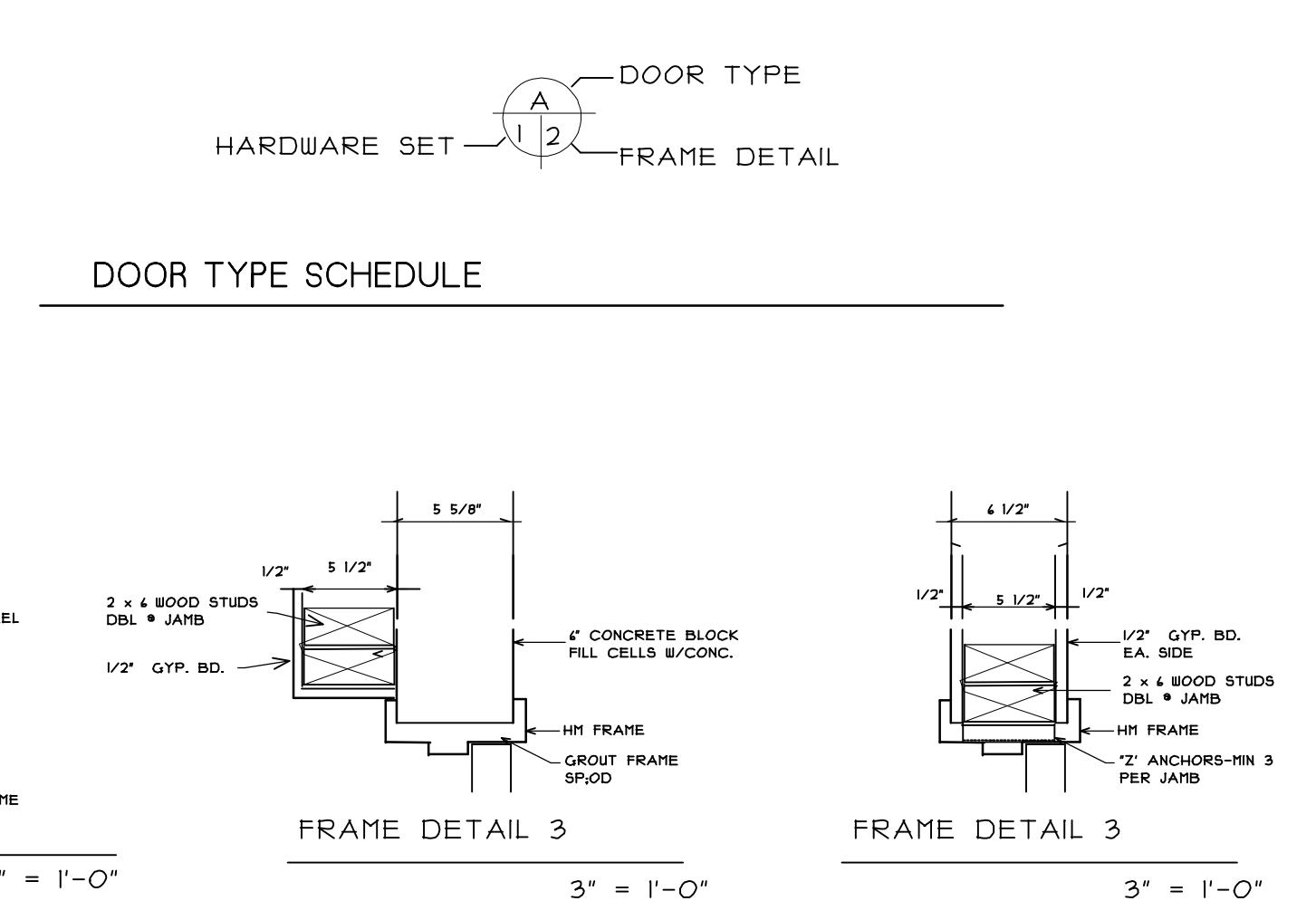
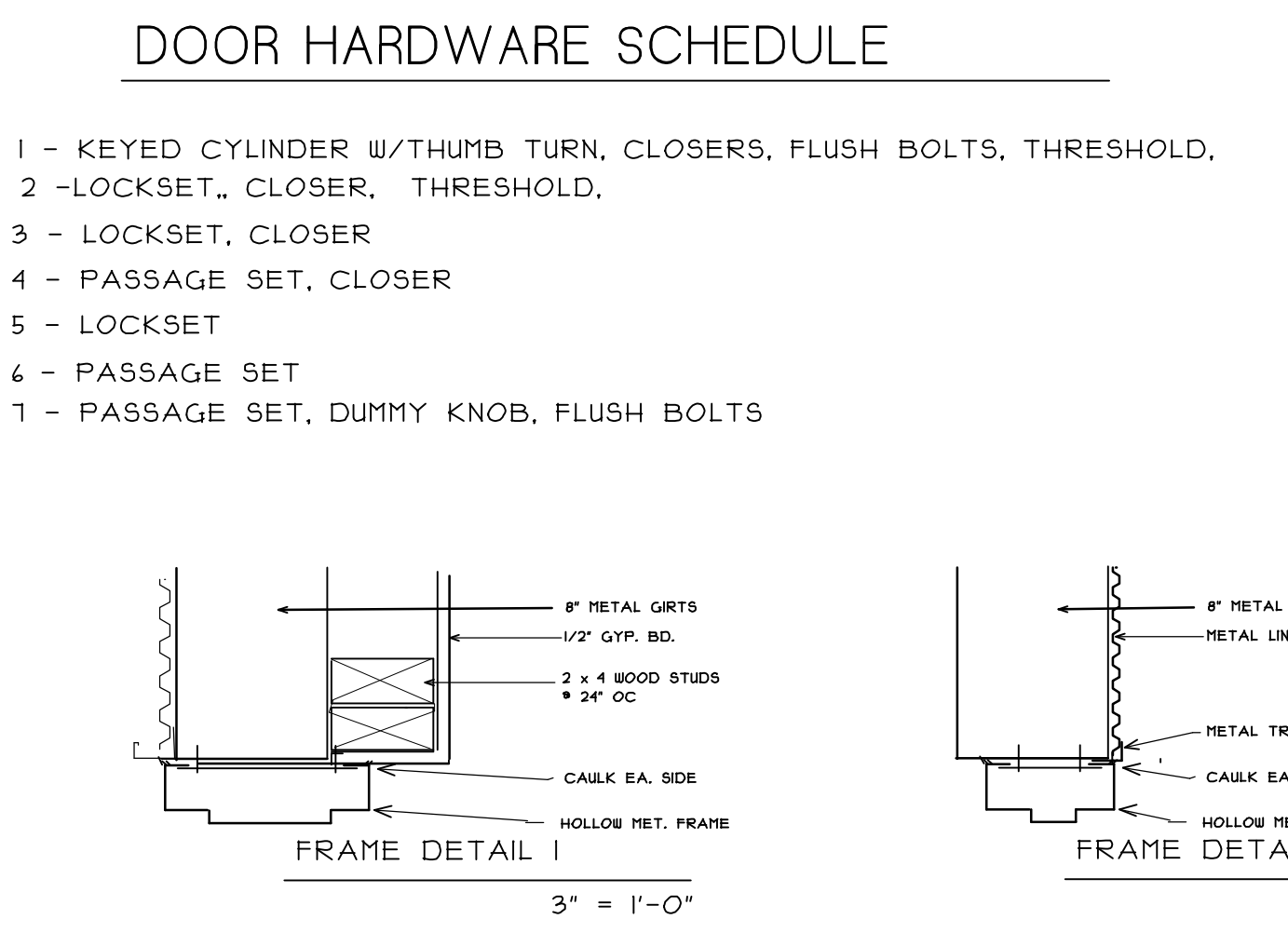
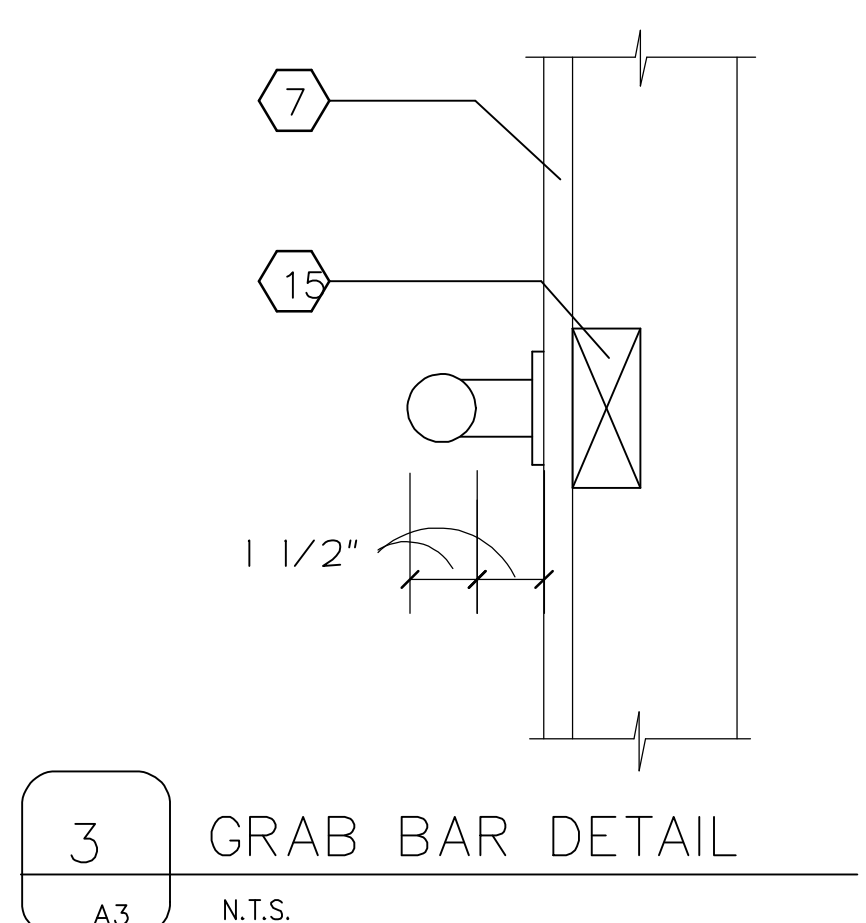
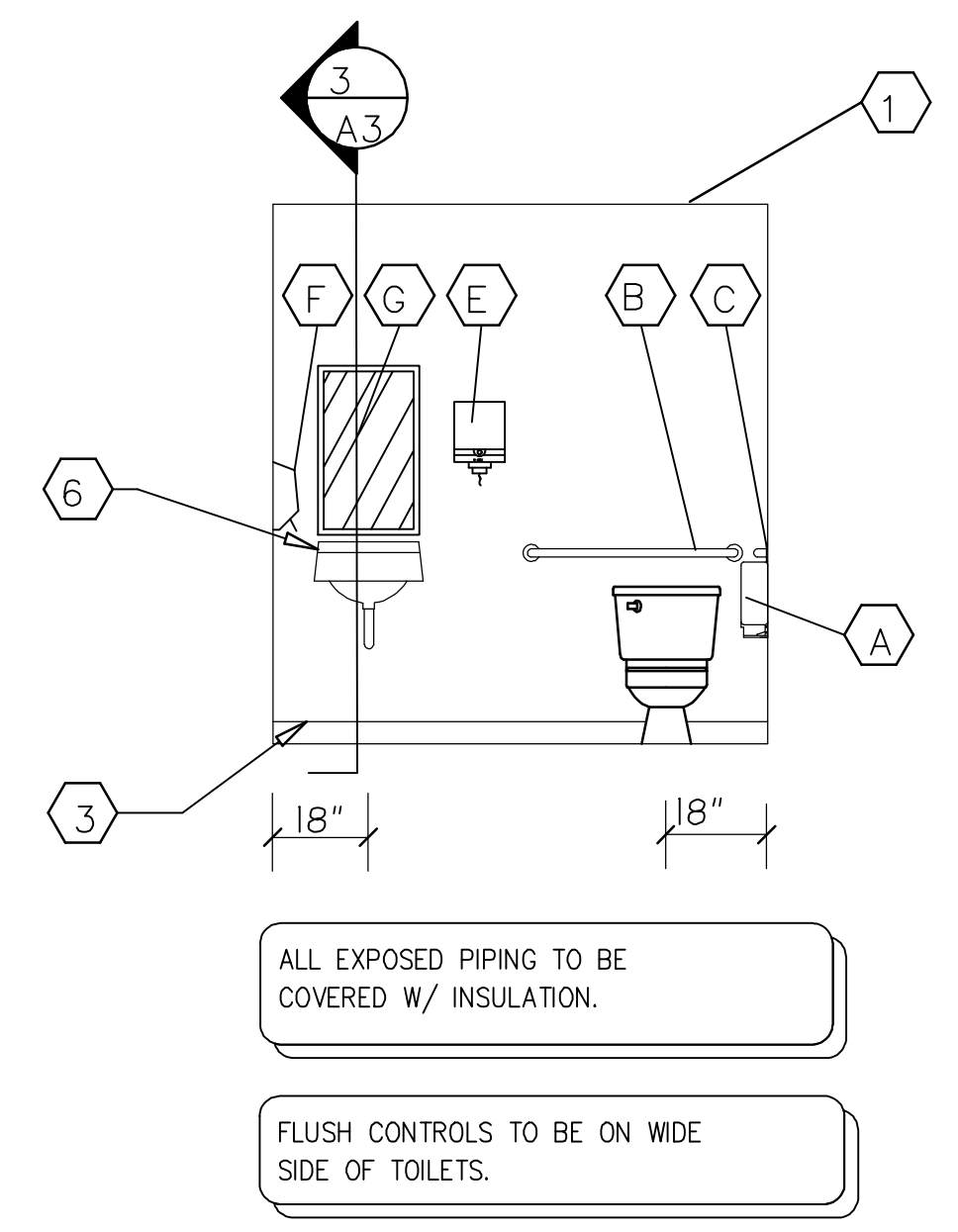
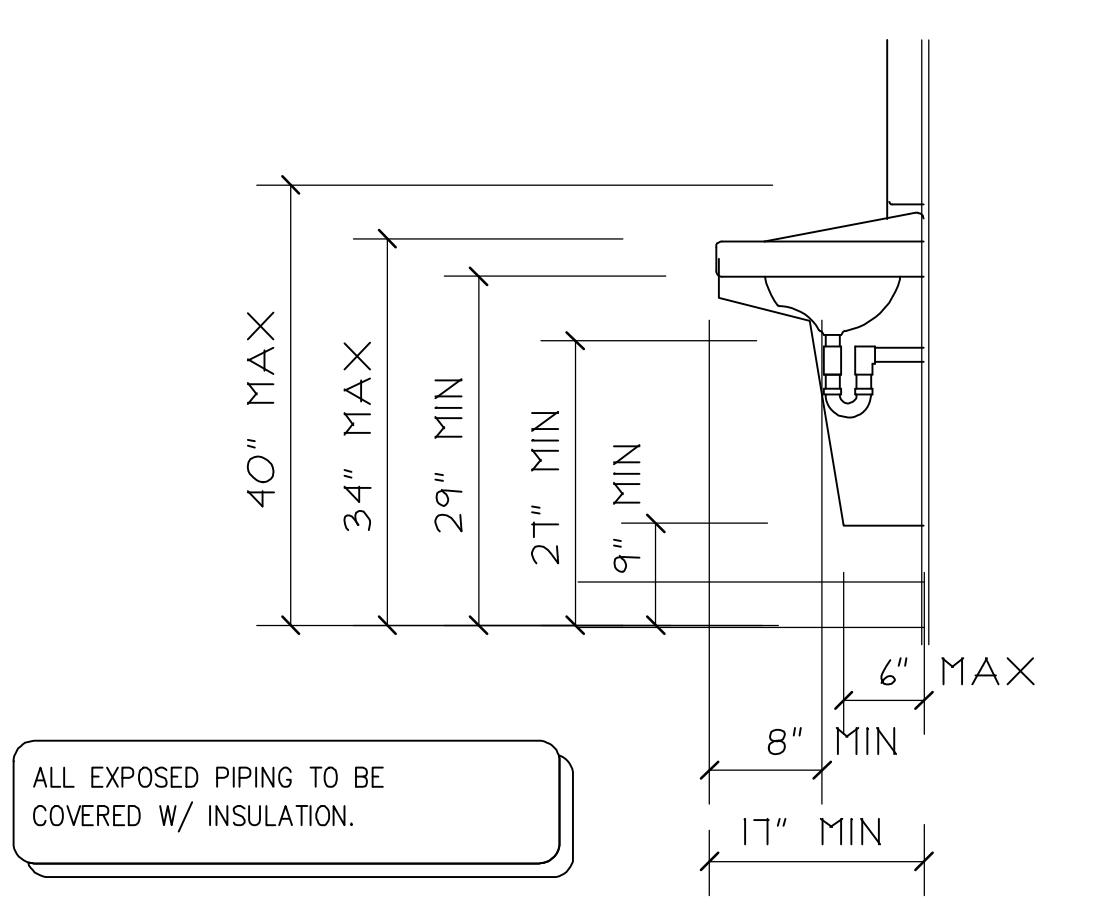
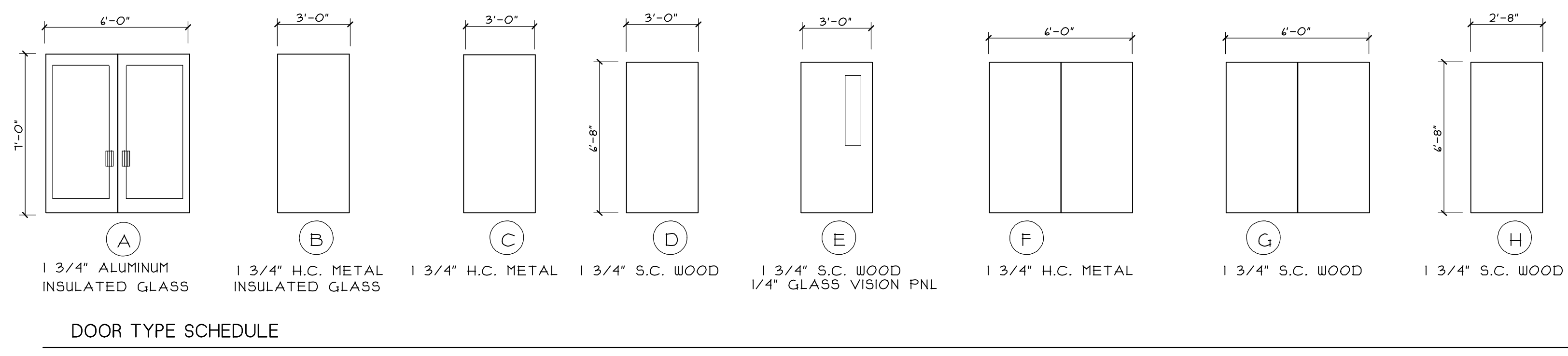
MARK	DESCRIPTION	MANUFACTURER	MODEL NO.	MOUNTED HEIGHT	REMARKS
A	TISSUE PAPER DISPENSER	BRADLEY	508	19" A.F.F. TO BOTTOM ROLL	
B	GRAB BAR	BRADLEY	812-7 X 48"	34" A.F.F. TO CL	
C	GRAB BAR	BRADLEY	812-7 X 36"	34" A.F.F. TO CL	
D	SANITARY NAPKIN RECEPTACLE	BRADLEY	4722-15	27" A.F.F. TO TOP	AT WOMEN ONLY
E	SOAP DISPENSER	BRADLEY	6542	38" A.F.F. TO SOAP	
F	PAPER TOWEL DISPENSER	BRADLEY	2441	4'-0" TO TOWELS	
G	TILT MIRROR	BRADLEY	740 18"W X 36"H	38" A.F.F. TO BOTTOM	METAL EDGE
H	ACCESSIBLE DOOR SIGNAGE	SETON	M4893 (MEN)	60" A.F.F. TO CENTER	COLOR BLACK ON WHITE
J	ACCESSIBLE DOOR SIGNAGE	SETON	M4892 (WOMEN)	60" A.F.F. TO CENTER	COLOR BLACK ON WHITE
K	MOP HANGER	FIAT	889-CC-24"	60" A.F.F. TO CENTER	

NOTE: CONTRACTOR TO PROVIDE FIRE TREATED WOOD BLOCKING FOR INSTALLATION OF ALL TOILET ACCESSORIES.



ROOM FINISH SCHEDULE

ROOM NAME	FLOOR	BASE	WALLS	MISC.	CEILING	CLG HGT	REMARKS
MEETING/TRAINING ROOM							
KITCHEN							
PANTRY							
STORAGE							
OFFICES							
HALL							
MEN							
WOMEN							
SHOWER							
CLOSETS							
MECH/EQUIPMENT ROOM							
MECHANICAL							
TURN-OUT							
APPARATUS BAYS							



2 LAVATORY CLEARANCES
A3 SCALE: 1/2"=1'-0"


1 RESTROOM ELEVATION
A3 SCALE: 1/4"=1'-0"

Ray Lindsey
 Architect
 318 Greene Road #792
 Paragould, AR 72450
 raylin@maeshu@gmail.com 870-215-3029



New Firestation for City of Monette
 405 Drew Avenue
 Monette, Arkansas

Drawn: **RGL** Revised:
 Date: **4-5-24** Revision No.:
 Job No: **44524**
A-3

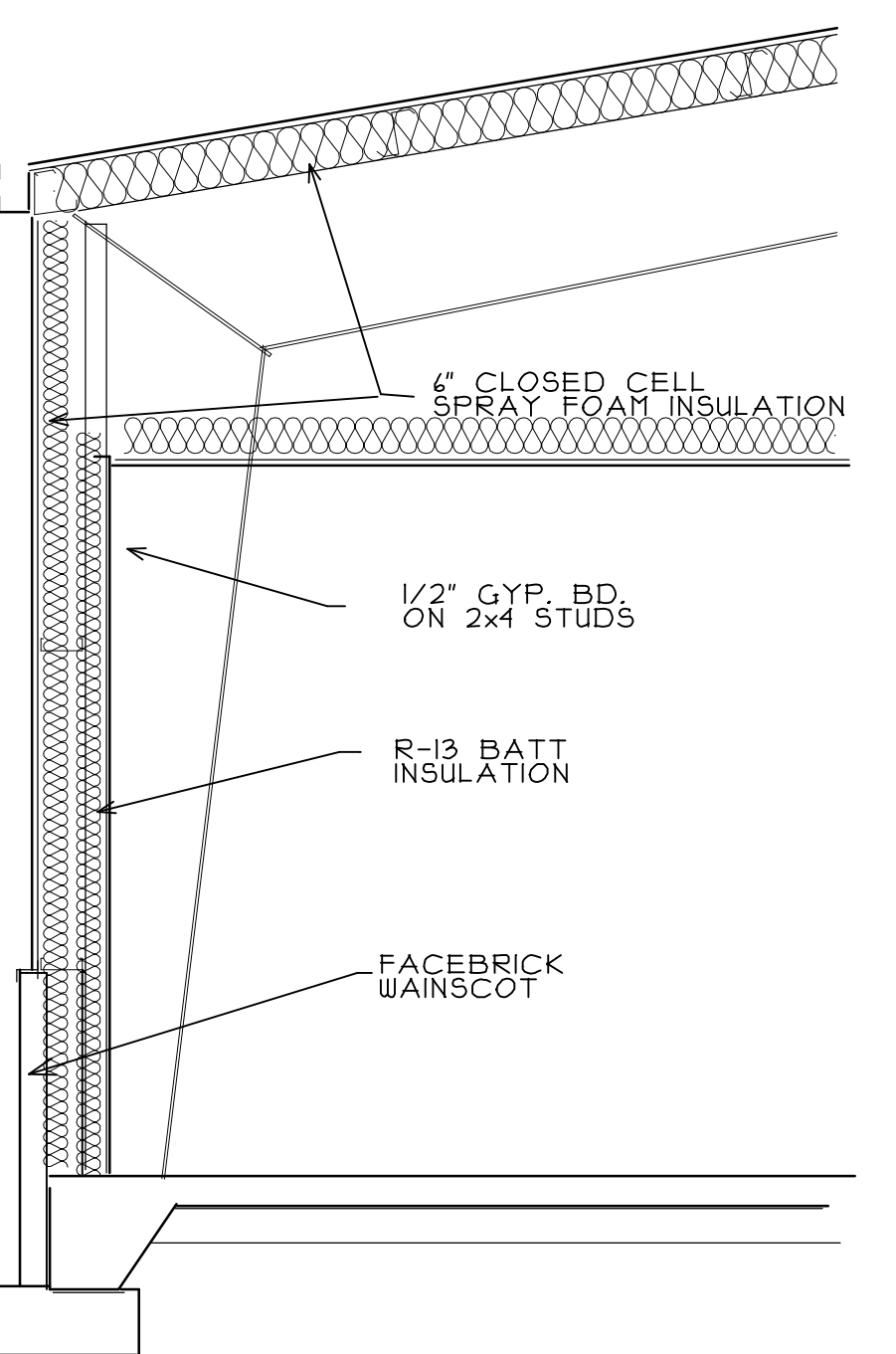
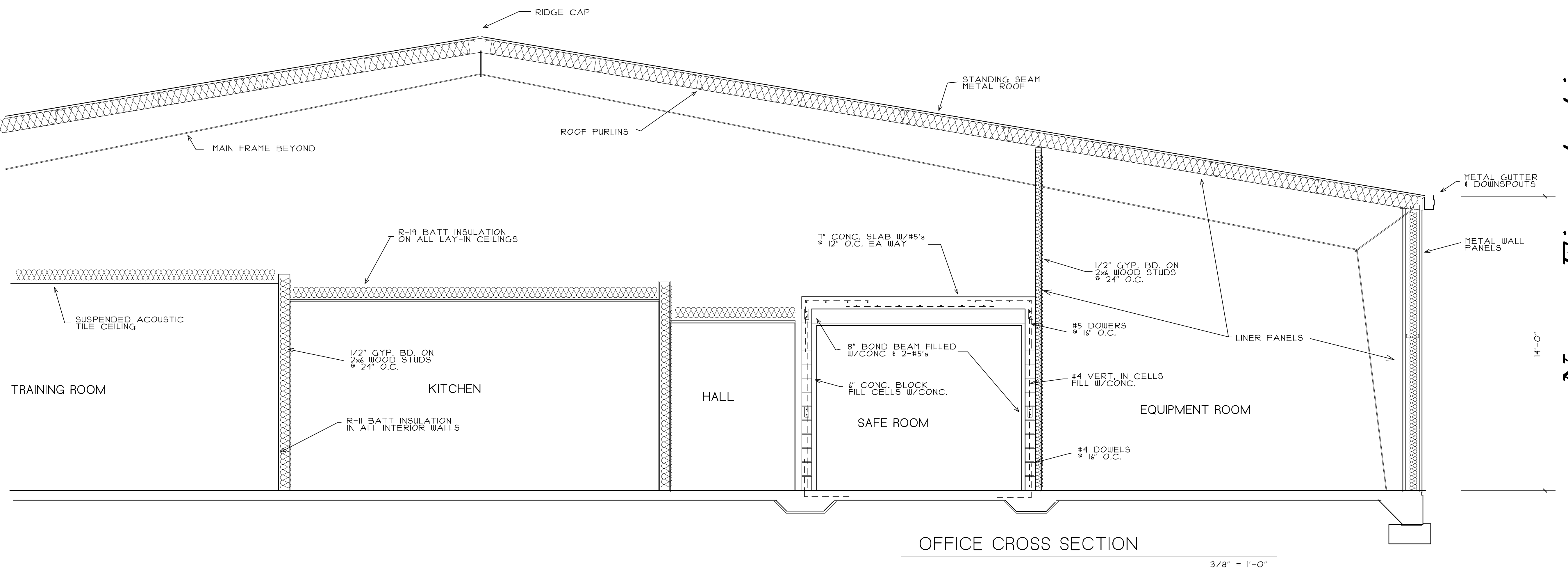
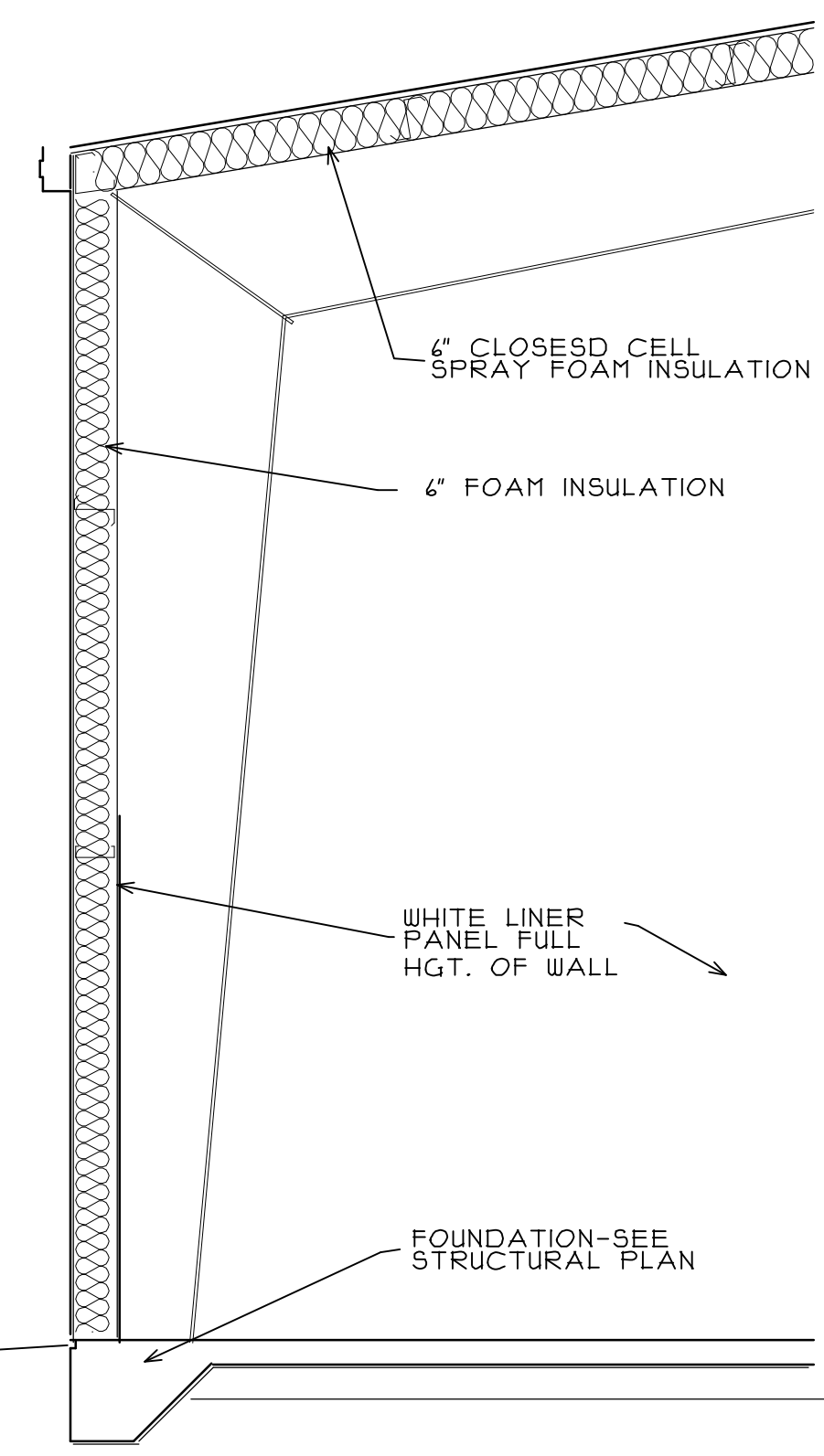
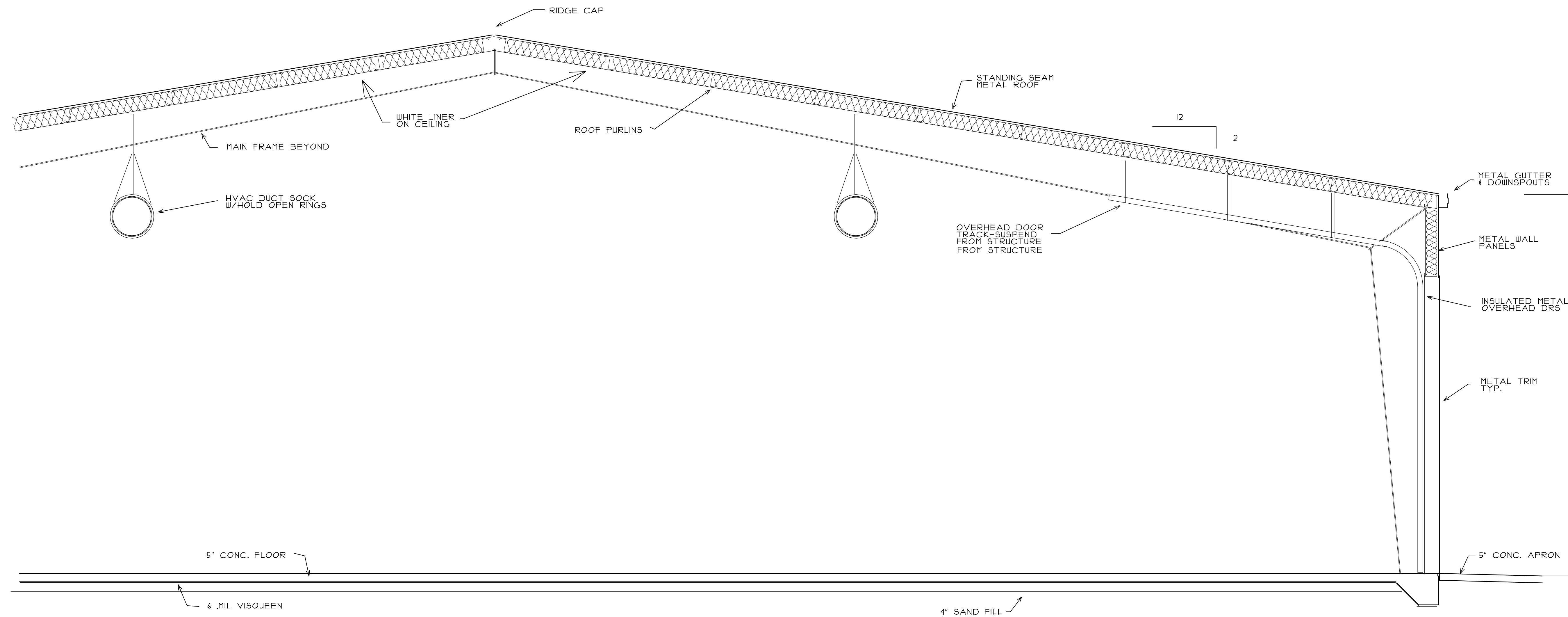


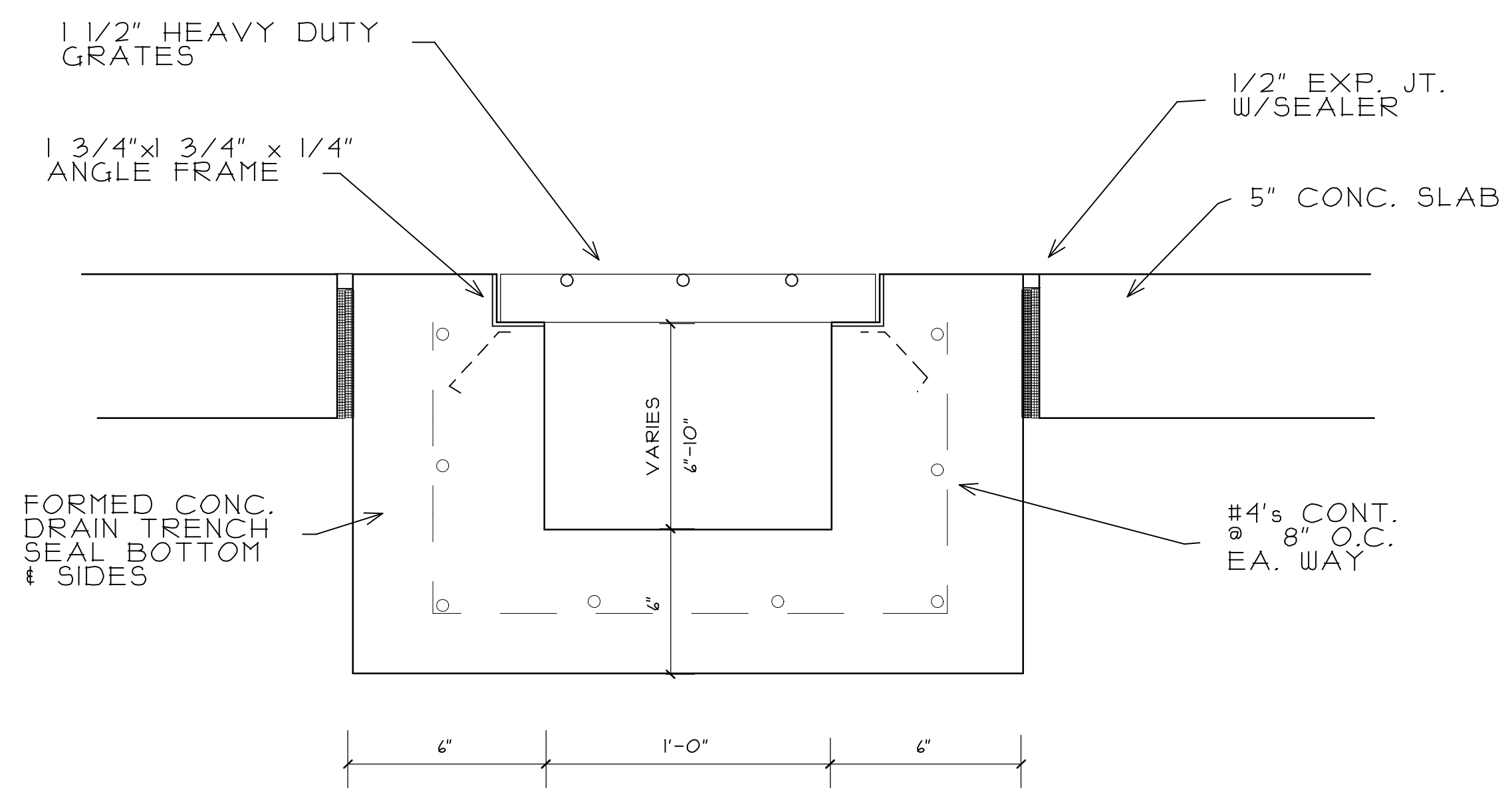
Ray Lindsey
 Architect
 918 Greene Road #792
 Paragould, AR 72450
 raylindmaeshu@gmail.com 870-215-3029



New Firestation
 for
City of Monette
 405 Drew Avenue
 Monette
 Arkansas

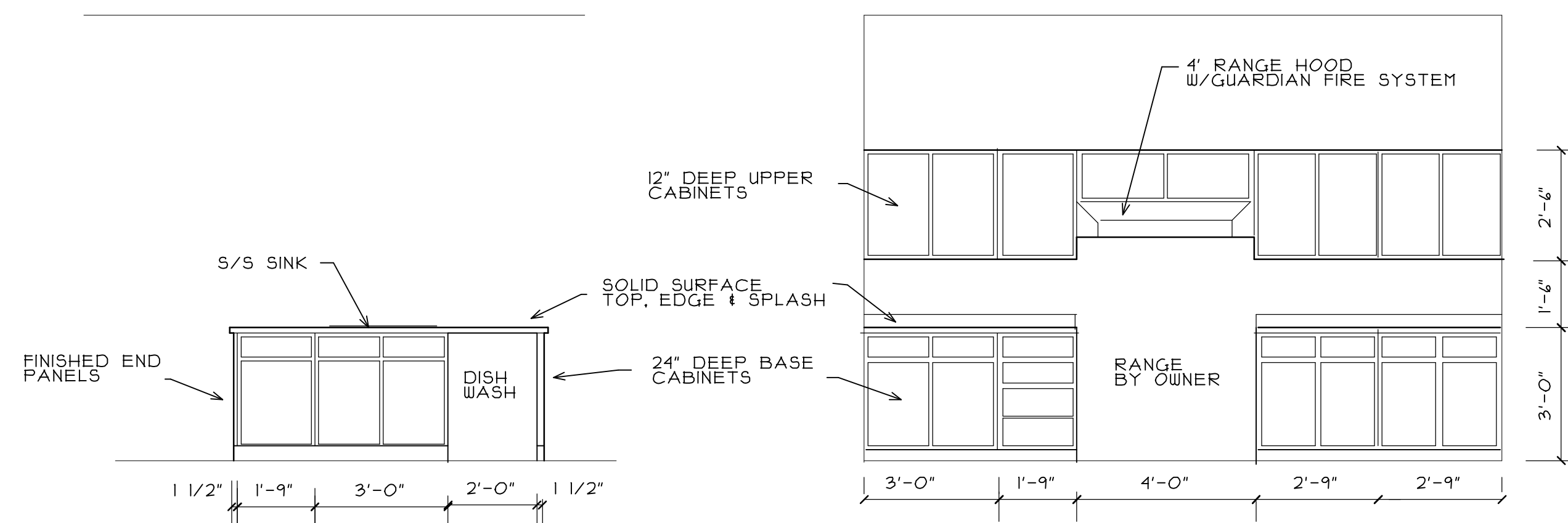
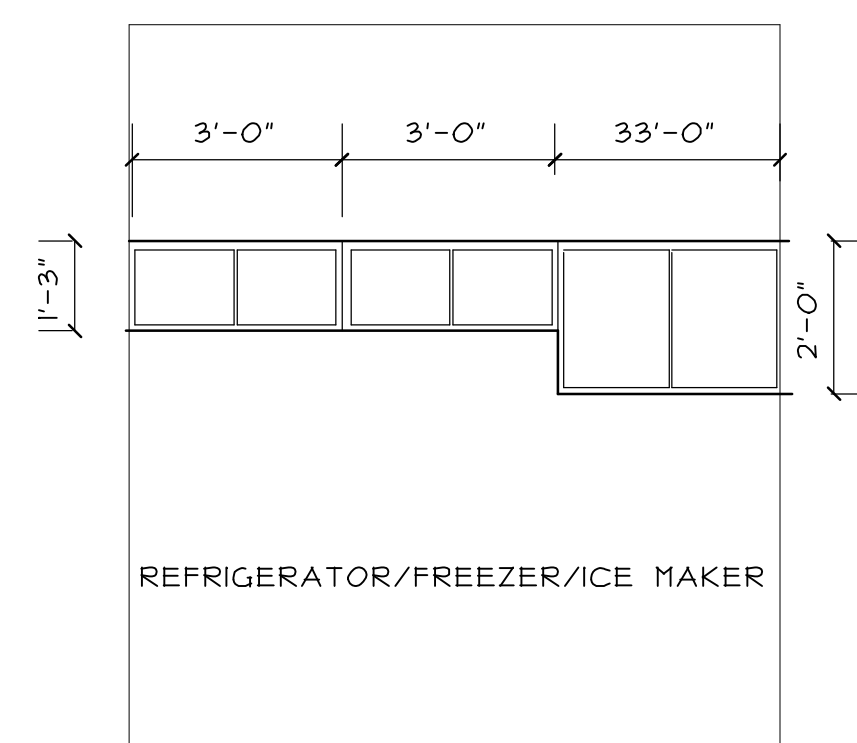
Drawn: **RGL** Revised:
 Date: **9-5-24** Revision No:
 Job No: **14524**
A-4





DRAIN TRENCH DETAIL

1 1/2" = 1'-0"



KITCHEN CABINET ELEVATIONS

3/8" = 1'-0"

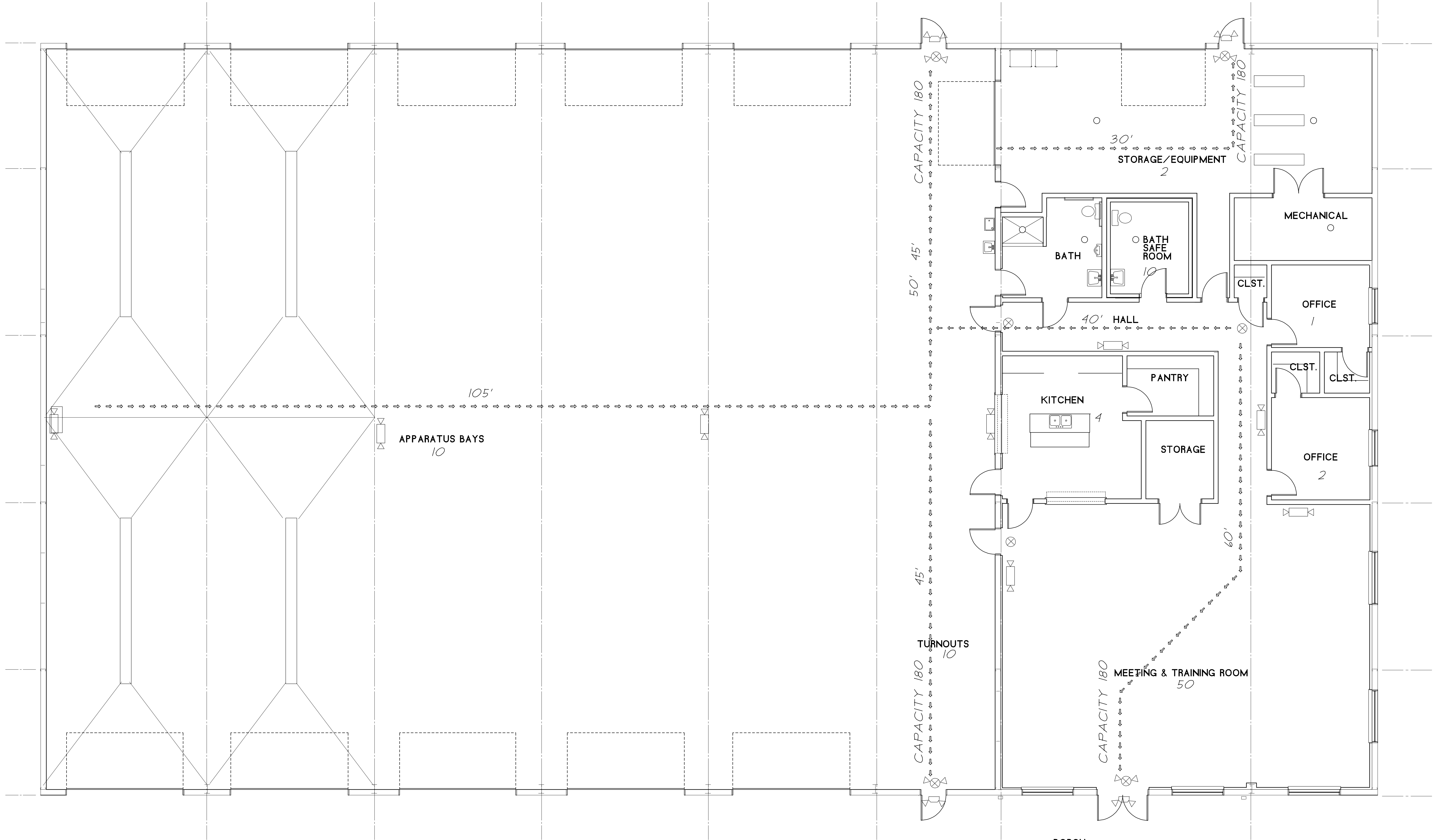
New Firestation
for
City of Monette
405 Drew Avenue
Monette Arkansas



Ray Lindsey
Architect
318 Greene Road #792
Paragould, AR 72450
raylindmaeshu@gmail.com 870-215-3029

Drawn: RGL
Date: 4-5-24
Job No: 44524

Revised:
Revision No:
A-5



PORCH
LIFE SAFETY PLAN

3/16" = 1'-0"

New Firestation
for
City of Monette

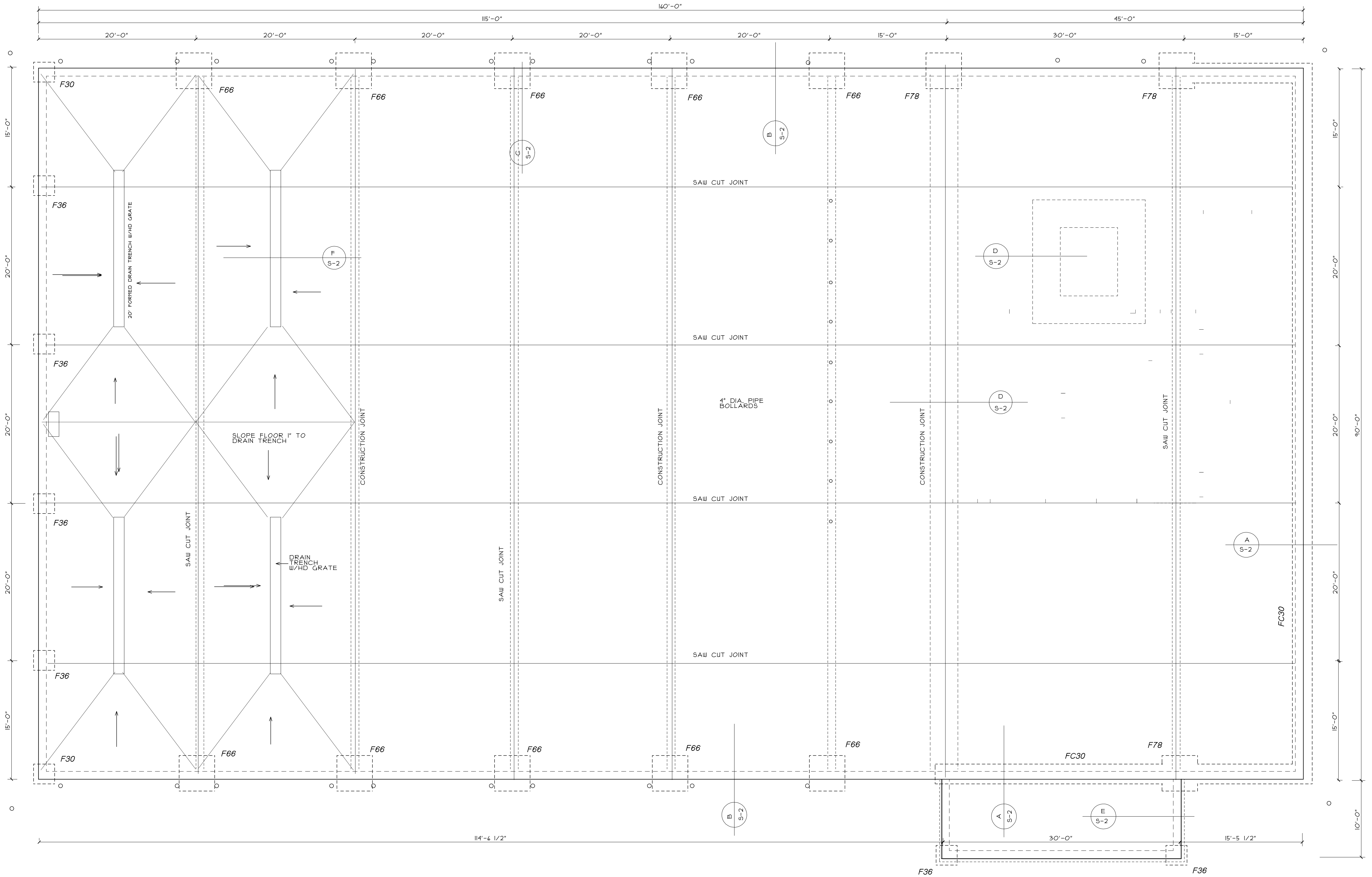
405 Drew Avenue
Monette
Arkansas



Ray Lindsey
Architect
318 Greene Road #792
Paragould, AR 72450
raylin@maeshu@gmail.com 870-215-3029


Drawn: RGL
Date: 9-5-24
Job No: 44524

LS-1



FOUNDATION PLAN

3/16" = 1'-0"

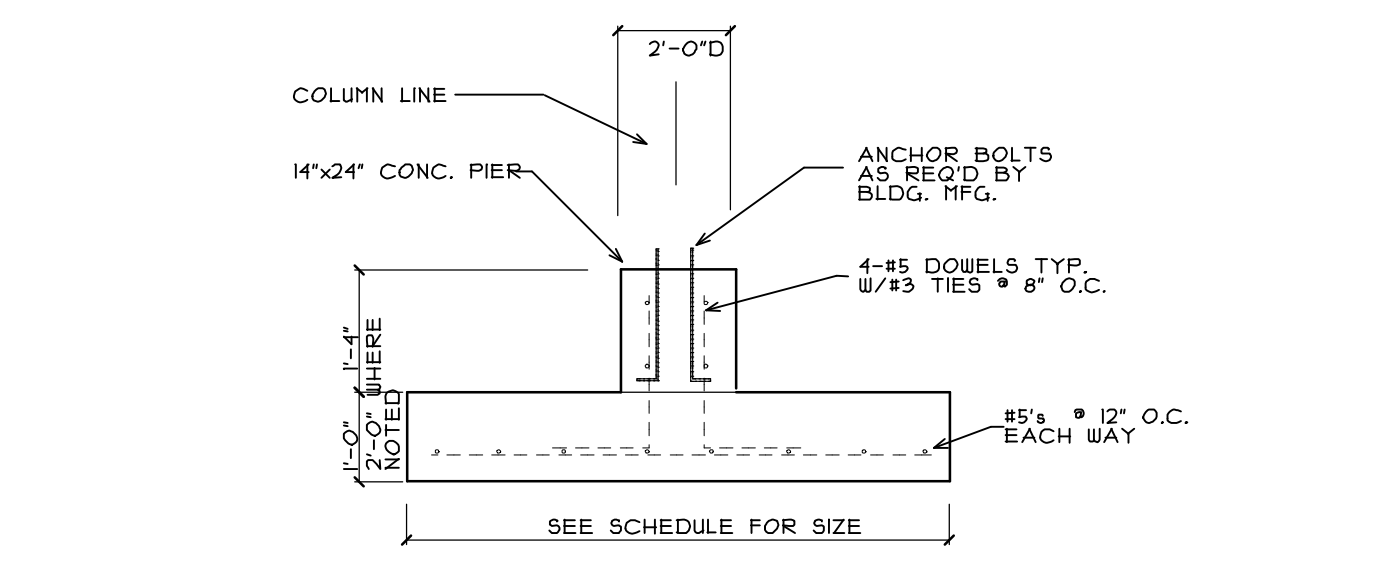


Ray Lindsey
 Architect
 318 Greene Road #792
 Paragould, AR 72450
 raylin@maeshu@gmail.com 870-215-3029

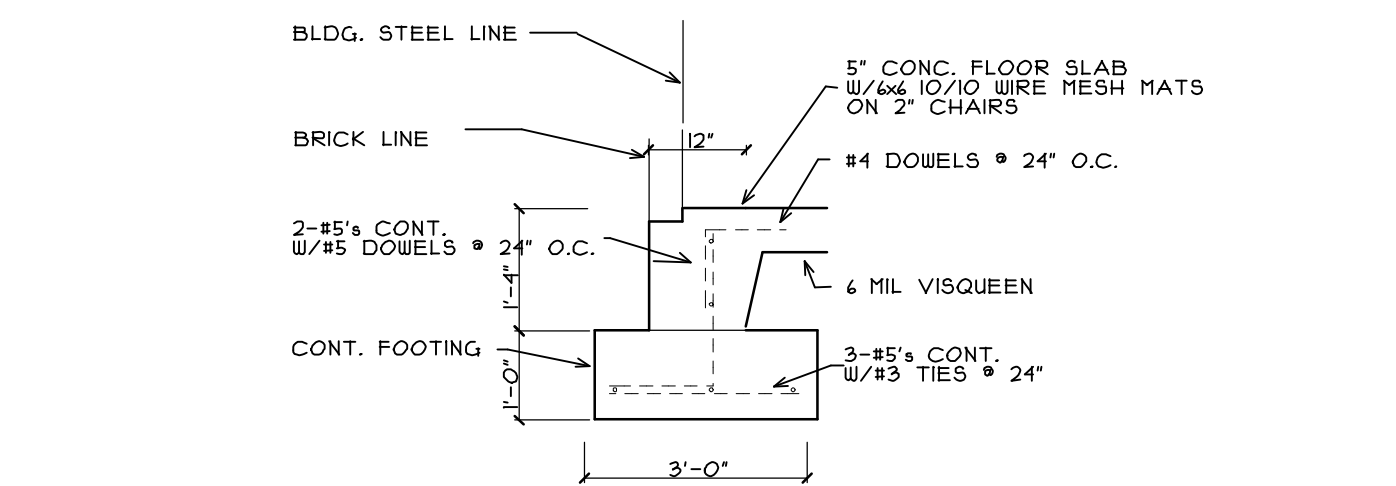


New Firestation
for
City of Monette
 405 Drew Avenue
 Monette Arkansas

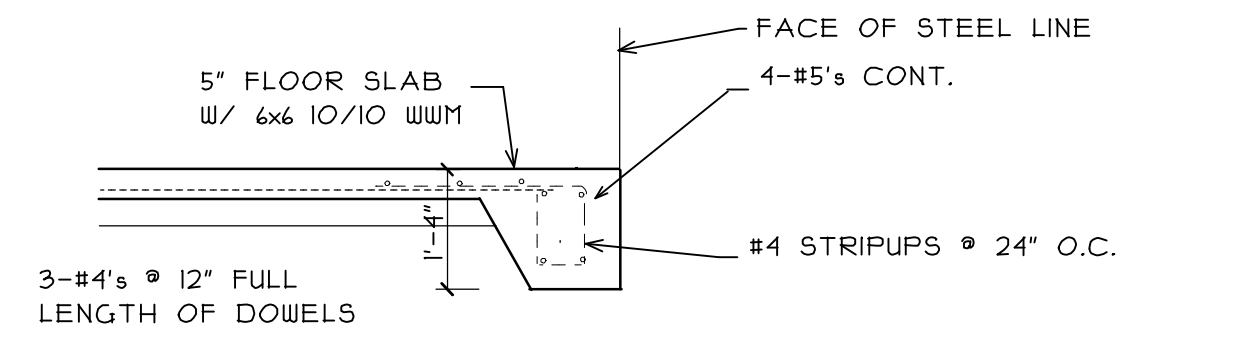
Drawn: RGL	Revised:
Date: 9-5-24	Revision No:
Job No: 44524	
S-1	



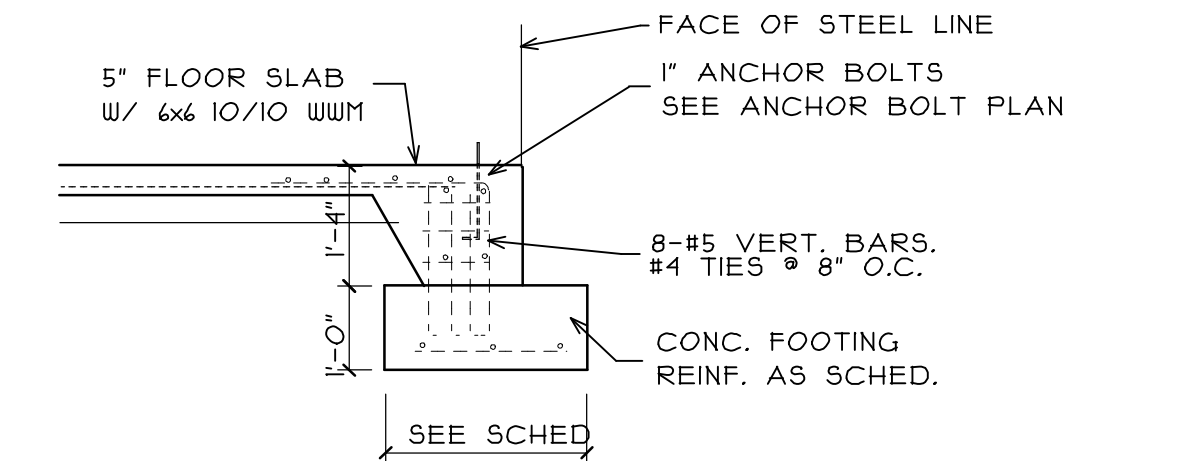
F TYPICAL INT. FOOTING DET.
S-2 1/2" = 1'-0"



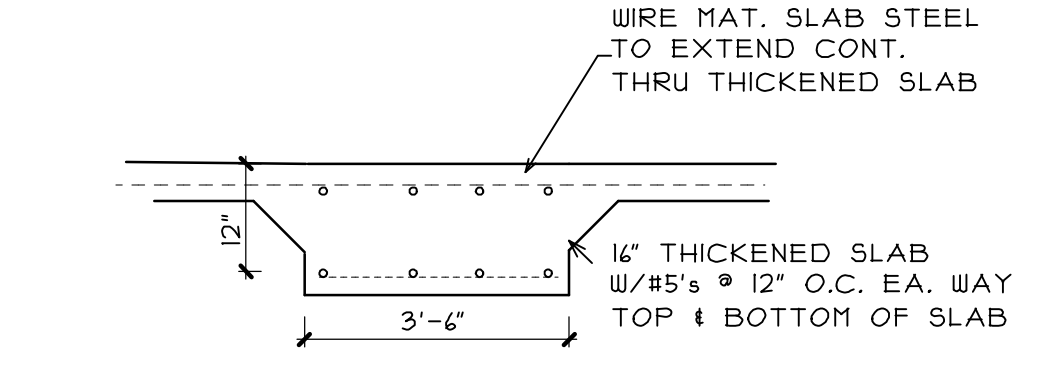
G TYPICAL GRADE BEAM DET.
S-2 1/2" = 1'-0"



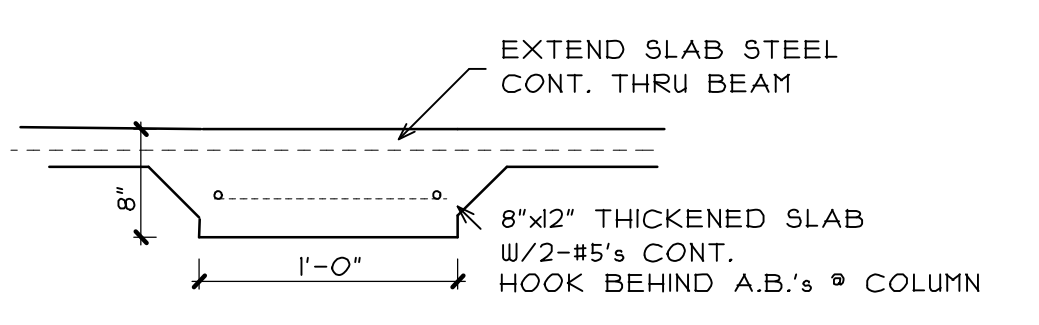
E TYP. GRADE BM. DETAIL
S-2 1/2" = 1'-0"



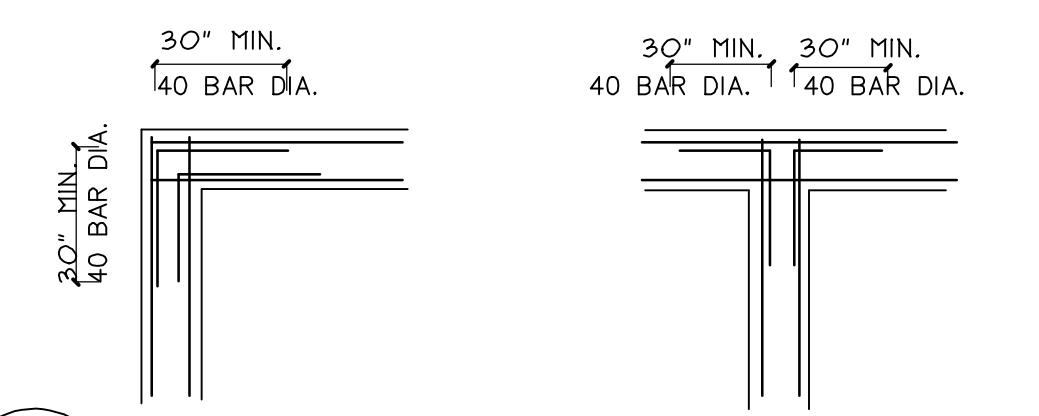
A TYP. COL. FOOTING DETAIL
S-2 1/2" = 1'-0"



B TYP. THICKENED SLAB DET.
S-2 1/2" = 1'-0"



C TYP. THICKENED SLAB DET.
S-2 1/2" = 1'-0"



D TYP. REINF. LAP DETAIL.
S-2 1/2" = 1'-0"


STRUCTURAL GENERAL NOTES

- ALL CONCRETE SHALL HAVE A MINIMUM COMPRESSIVE STRENGTH OF AT LEAST 3500 PSI AT 28 DAYS. ALL CONCRETE EXPOSED TO WEATHER SHALL HAVE 5 1/2% +/- 1 1/2% AIR ENTRAINMENT. AIR ENTRAINMENT SHALL NOT EXCEED 3% FOR INTERIOR SLABS WITH STEEL TROWEL FINISH.
- ALL REINFORCING STEEL SHALL BE ASTM A415, GRADE 60.
- STRUCTURAL BOLTS SHALL BE ASTM A325. BOLTS THROUGH WOOD BLOCKING SHALL BE ASTM A307. ALL ANCHOR BOLTS SHALL BE ASTM A36.
- ALL STRUCTURAL STEEL SHALL BE ASTM A36 EXCEPT SQUARE TUBES SHALL BE ASTM A500, GRADE B, F_y=46 KSI AND ROUND STEEL PIPE SHALL BE ASTM A501, F_y=36 KSI.
- ACI AISC AND AWS SPECIFICATIONS SHALL GOVERN ALL PHASES OF FABRICATION AND CONSTRUCTION.
- ALL WELDS SHALL BE ETOXX, MINIMUM.
- CONTRACTOR SHALL PROVIDE TEMPORARY GUYS AND BRACING AS REQUIRED DURING CONSTRUCTION. STRUCTURE IS NOT STABLE UNTIL ALL STRUCTURAL MEMBERS, CONNECTIONS, AND DECKING ARE IN PLACE.
- IN CASE OF DISCREPANCIES IN DIMENSIONS AND ELEVATIONS BETWEEN STRUCTURAL AND ARCHITECTURAL DRAWINGS, CONTRACTOR SHALL COORDINATE WITH ARCHITECT PRIOR TO FABRICATION AND CONSTRUCTION.
- ALL SPREAD FOOTINGS SHALL BEAR ON ORIGINAL SOIL OR SELECT FILL AND SHALL BE INSPECTED BY THE SOIL ENGINEER TO VERIFY THE DESIGN NET BEARING CAPACITY OF 1800 PSF IS ATTAINABLE.
- FINISHED GRADE SHALL BE MAINTAINED TO PROVIDE AT LEAST 1'-6" COVER ABOVE THE BOTTOM OF ALL FOOTINGS.
- ALL UNDERCUTTING, SITE PREPARATION, FILL SELECTION, BACKFILLING AND COMPACTION SHALL BE PERFORMED IN STRICT ACCORDANCE WITH THE SOILS ENGINEER'S RECOMMENDATIONS.
- ALL FILL SHALL BE COMPACTED TO AT LEAST 95% OF STANDARD PROCTOR MAXIMUM DRY DENSITY (ASTM D1557).
- BUILDING FRAMING SHALL BE DESIGNED BY THE MANUFACTURER TO ALL LOADS IN ACCORDANCE WITH THE INTERNATIONAL BUILDING CODE, EXCEPT NO LIVE LOAD REDUCTION WILL BE ALLOWED. PROVIDE 1 PSF COLLATERAL LOAD FOR DUCTS, PIPING, ETC.
- BUILDING MANUFACTURER SHALL SUBMIT CALCULATIONS WITH SHOP DRAWINGS STAMPED BY A PROFESSIONAL ENGINEER REGISTERED IN THE STATE OF ARKANSAS TO THE ARCHITECT FOR REVIEW PRIOR TO FABRICATION.
- ALL STEEL SHALL BE PRIMED. ALL EXTERIOR EXPOSED STEEL SHALL BE PAINTED.

THE FOUNDATION AND STRUCTURAL FRAMING HAVE BEEN DESIGNED TO RESIST SEISMIC FORCES PER THE 2021 INTERNATIONAL BUILDING CODE AND IN ACCORDANCE WITH THE REQUIRED SEISMIC DESIGN DATA AS FOLLOWS:

SEISMIC ZONE FOR THE STRUCTURE	3
SEISMIC IMPORTANCE FACTOR	1.0
SEISMIC USE GROUP	C
SITE CLASS	D
SPECTRAL RESPONSE ACCELERATION COEFFICIENTS:	
S _s =0.295	S ₁ =0.113 F _a =1.0 F _v =1.5
DESIGN SPECTRAL RESPONSE ACCELERATION	
S _{ds} =2/3 S _s =0.398	S _{d1} =2/3 S ₁ =0.111
BASIC STRUCTURAL SYSTEM	
SEISMIC RESISTING SYSTEM	STEEL FRAME BRACED FRAME
ROOF LIVE LOAD per SECTION 1607.11	12/16/20 psf
GROUND SNOW LOAD	10 psf
S _{ds} =2/3 S _s =0.398	S _{d1} =2/3 S ₁ =0.111
ROOF SNOW LOAD	5 psf
COLLATERAL LOAD	1 PSF
WIND SPEED	115 mph (3 sec. GUST)
ENCLOSED STRUCTURE EXPOSURE 'B' (SIMPLIFIED METHOD)	

FOOTING SCHEDULE			
MARK	FOOTING SIZE	REINFORCING	PIERS
FC30	2'-6" x CONT. x 12" THICK	3-#5's EACH WAY	
F30	2'-6" x 2'-6" x 12" THICK	3-#5's EACH WAY	16" x 16" 4-#5 VERT. # 4 TIES @ 8" O.C.
F36	3'-6" x 3'-6" x 12" THICK	4-#5's EACH WAY	16" x 16" 4-#5 VERT. # 4 TIES @ 8" O.C.
F46	5'-6" x 5'-6" x 12" THICK	6-#5's EACH WAY	16" x 24" 6-#5 VERT. # 4 TIES @ 8" O.C.
F78	6'-6" x 6'-6" x 12" THICK	7-#5's EACH WAY	16" x 24" 6-#5 VERT. # 4 TIES @ 8" O.C.




Ray Lindsey
Architect
318 Greene Road #792
Paragould, AR 72450
raylin@maeshu@gmail.com 870-215-3029

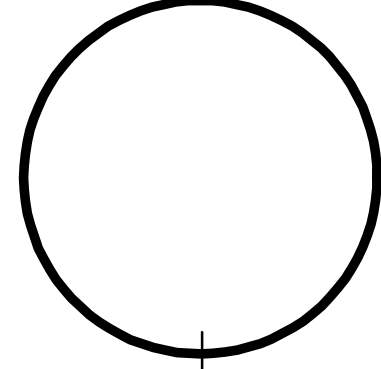


New Firestation
for
City of Monette
405 Drew Avenue
Arkansas
Monette

Drawn: RGL Revised:
Date: 9-5-24 Revision No:
Job No: 44524
S-2

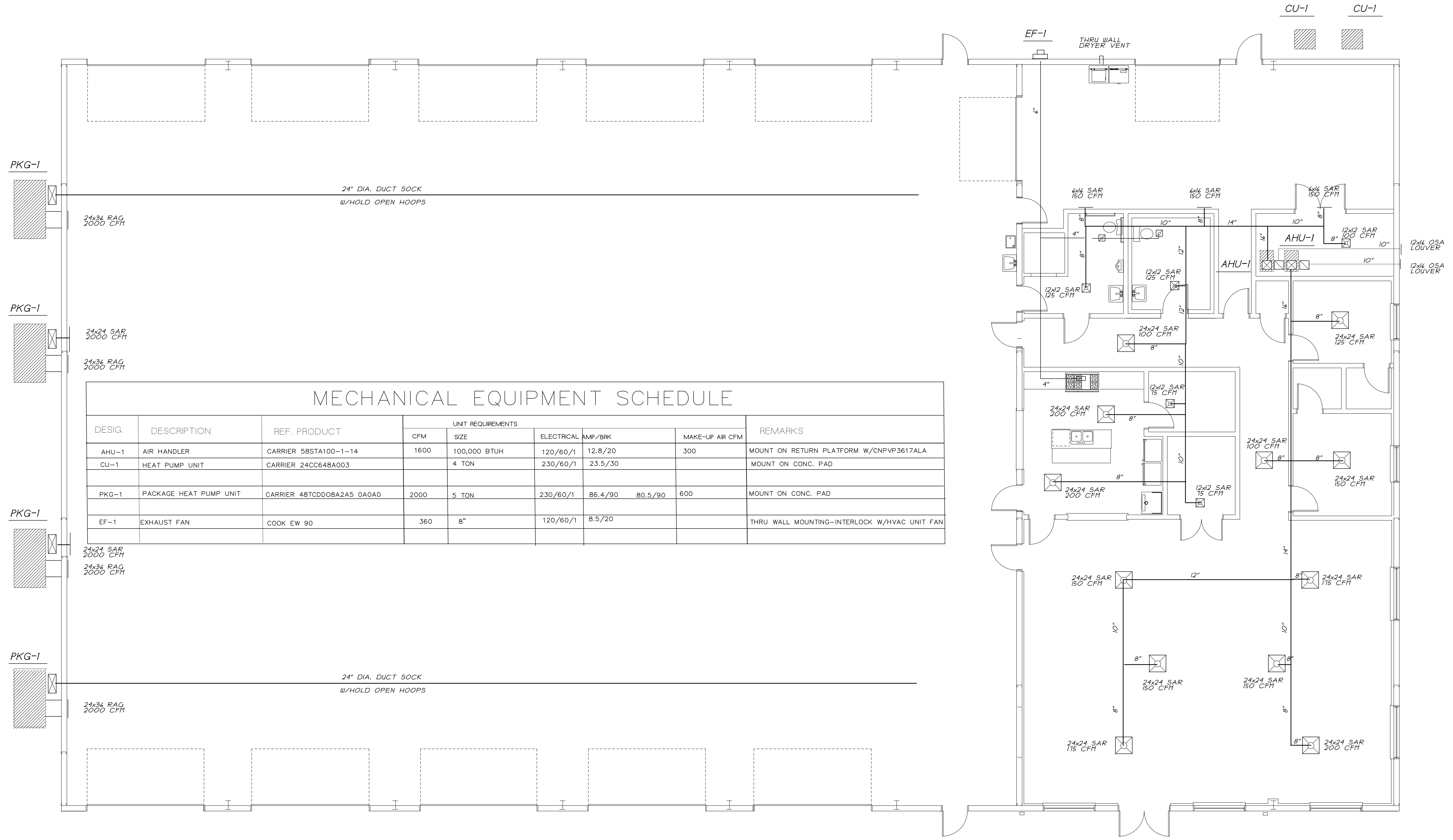


Ray Lindsey
 Architect
 318 Greene Road #792
 Paragould, AR 72450
 raylindmaeshu@gmail.com 870-215-9029



New Firestation
 for
City of Monette
 405 Drew Avenue
 Monette Arkansas

Drawn: RGL	Revised:
Date: 8-26-24	Revision No.:
Job No.: 94524	
M-1	




MECHANICAL EQUIPMENT SCHEDULE

DESIG.	DESCRIPTION	REF. PRODUCT	UNIT REQUIREMENTS					REMARKS
			CFM	SIZE	ELECTRICAL	AMP/BRK	MAKE-UP AIR CFM	
AHU-1	AIR HANDLER	CARRIER 58STA100-1-14	1600	100,000 BTUH	120/60/1	12.8/20	300	MOUNT ON RETURN PLATFORM W/CNPVP3617ALA
CU-1	HEAT PUMP UNIT	CARRIER 24CC648A003		4 TON	230/60/1	23.5/30		MOUNT ON CONC. PAD
PKG-1	PACKAGE HEAT PUMP UNIT	CARRIER 48TCDD08A2A5 0A0A0	2000	5 TON	230/60/1	86.4/90 80.5/90	600	MOUNT ON CONC. PAD
EF-1	EXHAUST FAN	COOK EW 90	360	8"	120/60/1	8.5/20		THRU WALL MOUNTING-INTERLOCK W/HVAC UNIT FAN

HVAC FLOOR PLAN

3/16" = 1'-0"

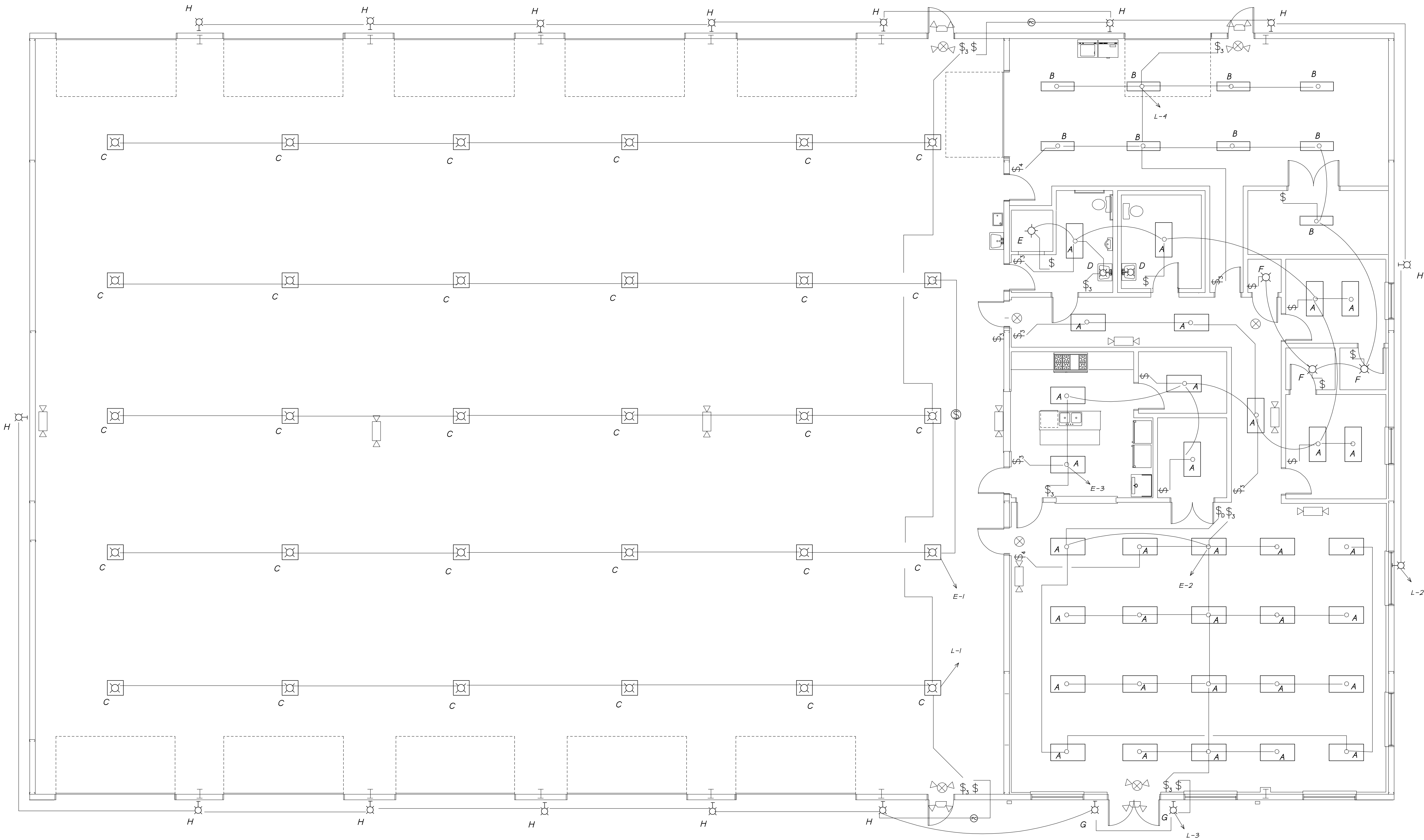


Ray Lindsey
Architect
318 Greene Road #792
Paragould, AR 72450
raylindmaeshu@gmail.com 870-215-9029




New Firestation
for
City of Monette
405 Drew Avenue
Monette Arkansas

Drawn: RGL	Revised:
Date: 8-26-24	Revision No.:
Job No.: 94524	
E-1	



LIGHTING FLOOR PLAN

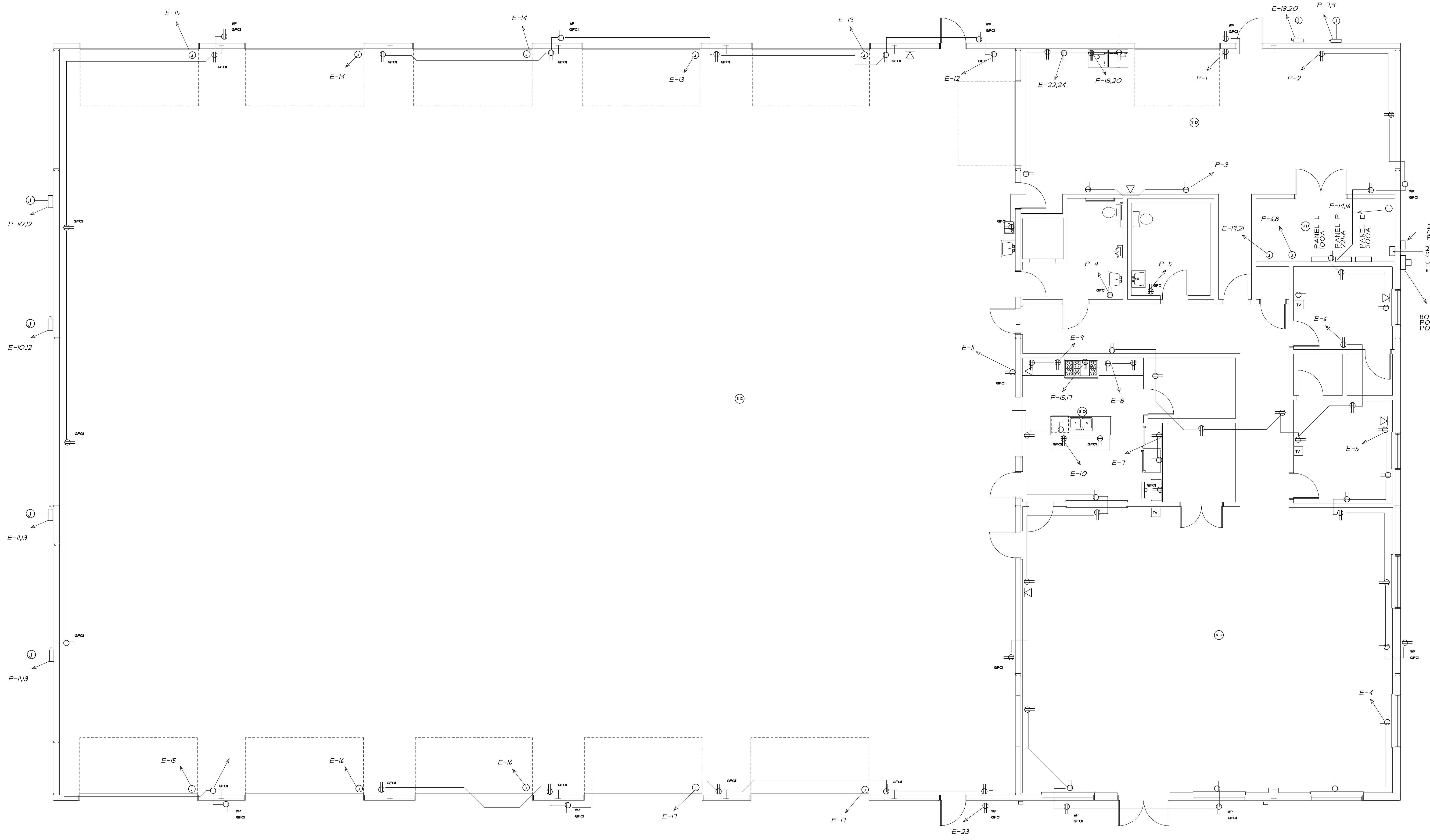
3/16" = 1'-0"



Ray Lindsey
Architect
318 Greene Road #792
Paragould, AR 72450
raylindmaeshu@gmail.com 870-215-3029

New Firestation
for
City of Monette
405 Drew Avenue
Monette Arkansas

Drawn: **RGL** Revised:
Date: **8-26-24** Revision No.:
Job No.: **94524**
E-2



POWER FLOOR PLAN
3/16" = 1'-0"



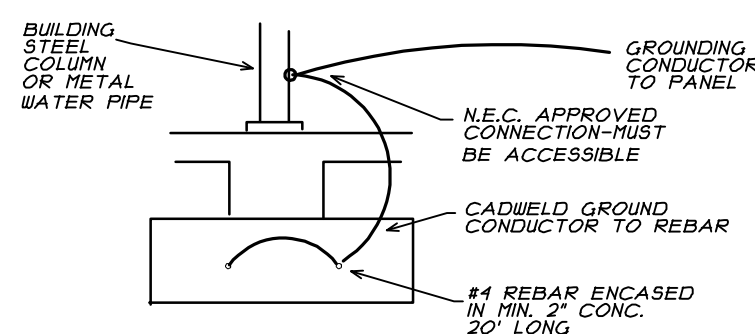
Ray Lindsey
 Architect
 318 Greene Road #792
 Paragould, AR 72450
 raylindmaeshu@gmail.com 870-215-3029

LIGHT FIXTURE SCHEDULE

DESIG.	REF. PRODUCT	CATALOG NO.	LAMP	MOUNT/MT. HT.	REMARKS
A	TCP	PLP4UZDA241K	46W LED	RECESSED/LAY-IN	
B	TCP	STR4UZDA3CCTB	45W LED	SUSPENDED	MT. BOT. OF FIXTURE AT 12'-0" ABOVE AFF
C	GREENTEK	GT-UHBc-100WB2A1-abc	100W LED	SUSPENDED	MT. BOT. OF FIXTURE AT 16'-0" ABOVE AFF
D	MINKA-LAVERY	6812-84	2-75W 19 LED	WALL	MT. BOT. OF FIXTURE AT 6'-8" ABOVE AFF
E	PROGRESS	P806005-028	1-40W E26 LED	RECESSED	
F	KICHLER	8112CH	2-60W A19 LED	SURFACE	
G	KICHLER	92468K	2-100W R40	WALL	MT. BOT. OF FIXTURE AT 8'-0" ABOVE AFF
H	TCP	WP-1210-001-40K	120W LED	WALL	MT. BOT. OF FIXTURE AT 14'-0" ABOVE AFF
	ISOLITE	RL2LED-2-WH-MBC	LED 250 LUMENS	WALL	COMPACT LOW PROFILE EMERGENCY BUGEYE W/2 ADJUSTABLE HEADS
	LITHONIA	LESW1R120/277ELN	INC.	WALL	WALL MTD. EXCEPT AS NOTED ON PLAN, SEE NOTE 1.
	LITHONIA	LHQMSW1R120/277N	INC.	WALL	WALL MTD. EXCEPT AS NOTED ON PLAN, SEE NOTE 1.
	LITHONIA	ELM2	INC.	WALL	MT. BOT. OF EMERGENCY LIGHT FIXTURE AT 7'-0" A.F.F.

NOTES:

- CIRCUIT AND HOMERUN ALL EXIT AND EMERGENCY LIGHTING UNITS TO EXIT SWITCH DISCONNECT ADJACENT TO PANEL 'C'.



GROUNDING DETAIL
NOT TO SCALE

PANELBOARD SCHEDULE

PANEL P VOLTS 120/240 225A LUGS 1 SECTION COPPER BUS FED FROM METER
 FLUSH MOUNTED MAIN BREAKER GROUND BAR
 TYPE NEMA 1 SURFACE FEEDER TOP INTERRUPTING RATING

BRANCH BREAKERS

ITEM	CIRCUIT BREAKER	CIRCUIT NUMBER	LOAD KVA/AMPERE		LOAD KVA/AMPERE		CIRCUIT NUMBER	CIRCUIT BREAKER	ITEM
			A	B	A	B			
OUTLETS	20	1	8		8		2	20	OUTLETS
OUTLETS	20	3		8		8	4	20	OUTLETS
OUTLETS	20	5	8		19.3		6	30	AHU
CONDENSER	30	7		26.5		19.3	8	30	" "
" "	30	9	26.5		32.8		10	40	PKG A/C
PKG A/C	40	11		32.8		32.8	12	40	" "
" "	40	13	32.8		19.4		14	30	HOT WATER HTR.
RANGE	50	15		36.5		19.4	16	30	" "
" "	50	17	36.5		29.4		18	40	DRYER
		19				29.4	20	40	" "
		21					22		
		23					24		
		25					26		
		27					28		
		29					30		
		31					32		FUTURE
FUTURE		33					34		
		35					36		
		37					38		
		39					40		
		41					42		
			111.8	104.1	138.8	108.9			
			250.6	213.0					

ELECTRICAL PLAN KEY

	SINGLE POLE SWITCH
	THREE-WAY SWITCH
	DIMMER SWITCH
	OCCUPANCY SENSOR SWITCH
	DBL REC. ABOVE COUNTER
	DOUBLE OUTLET
	DRYER OUTLET
	RANGE OUTLET
	WEATHERPROOF OUTLET
	GROUND FAULT OUTLET
	SMOKE DETECTOR-HARD WIRED
	PHONE/DATA CABLE JACK
	DATA CABLE/TV JACK
	FLUORESCENT LIGHT
	RECESSED INCANDESCENT
	SURFACE INCANDESCENT
	WALL INCANDESCENT
	UNDERCABINET PUCK LIGHT
	VENT FAN W/LIGHT
	CEILING FAN W/LIGHT

PANELBOARD SCHEDULE

PANEL E VOLTS 120/240 200A LUGS 1 SECTION COPPER BUS FED FROM METER
 FLUSH MOUNTED MAIN BREAKER GROUND BAR
 TYPE NEMA 1 SURFACE FEEDER TOP INTERRUPTING RATING

BRANCH BREAKERS

ITEM	CIRCUIT BREAKER	CIRCUIT NUMBER	LOAD KVA/AMPERE		LOAD KVA/AMPERE		CIRCUIT NUMBER	CIRCUIT BREAKER	ITEM
			A	B	A	B			
LIGHTS	20	1	16		16		2	20	LIGHTS
LIGHTS	20	3		16		8	4	20	OUTLETS
OUTLETS	20	5	8		8		6	20	OUTLETS
OUTLETS	20	7		8		8	8	20	OUTLETS
OUTLETS	20	9	8		8		10	20	OUTLETS
OUTLETS	20	11		8		8	12	20	OUTLETS
OH DOORS	20	13	12		12		14	20	OH DOORS
OH DOORS	20	15		12		12	16	20	OH DOORS
OH DOORS	20	17	12		19.4		18	30	CU-I
AHU-I	40	19		32.8		19.4	20	30	
	40	21	32.8		32.8		22	40	AHU-I
OUTLETS	20	23		8		32.8	24	40	
		25				24.1	26	30	HEAT STRIPS
		27					28	30	
		29					30		
		31					32		FUTURE
FUTURE		33					34		
		35					36		
		37					38		
		39					40		
		41					42		
			88.8	84.8	120.3	112.3			
			209.1	191.1					

PANELBOARD SCHEDULE

PANEL L VOLTS 120/240 100A LUGS 1 SECTION COPPER BUS FED FROM METER
 FLUSH MOUNTED MAIN BREAKER GROUND BAR
 TYPE NEMA 1 SURFACE FEEDER TOP INTERRUPTING RATING


BRANCH BREAKERS

ITEM	CIRCUIT BREAKER	CIRCUIT NUMBER	LOAD KVA/AMPERE		LOAD KVA/AMPERE		CIRCUIT NUMBER	CIRCUIT BREAKER	ITEM
			A	B	A	B			
LIGHTS	20	1	16		16		2	20	LIGHTS
LIGHTS	20	3		16		16	4	20	LIGHTS
EXIT LIGHTS	20	5	16		16		6	20	SIGN
FUTURE		7					8		FUTURE
		9					10		
		11					12		
		13					14		
		15					16		
		17					18		
		19					20		
		21					22		
		23					24		
			32.0	16.0	32.0	16.0			
			64.0	32.0					


New Firestation
 for
City of Monette

405 Drew Avenue
 Arkansas
Monette

Drawn: **RGL** Revised:
 Date: **1-26-24** Revision No:
 Job No: **94524**
E-3

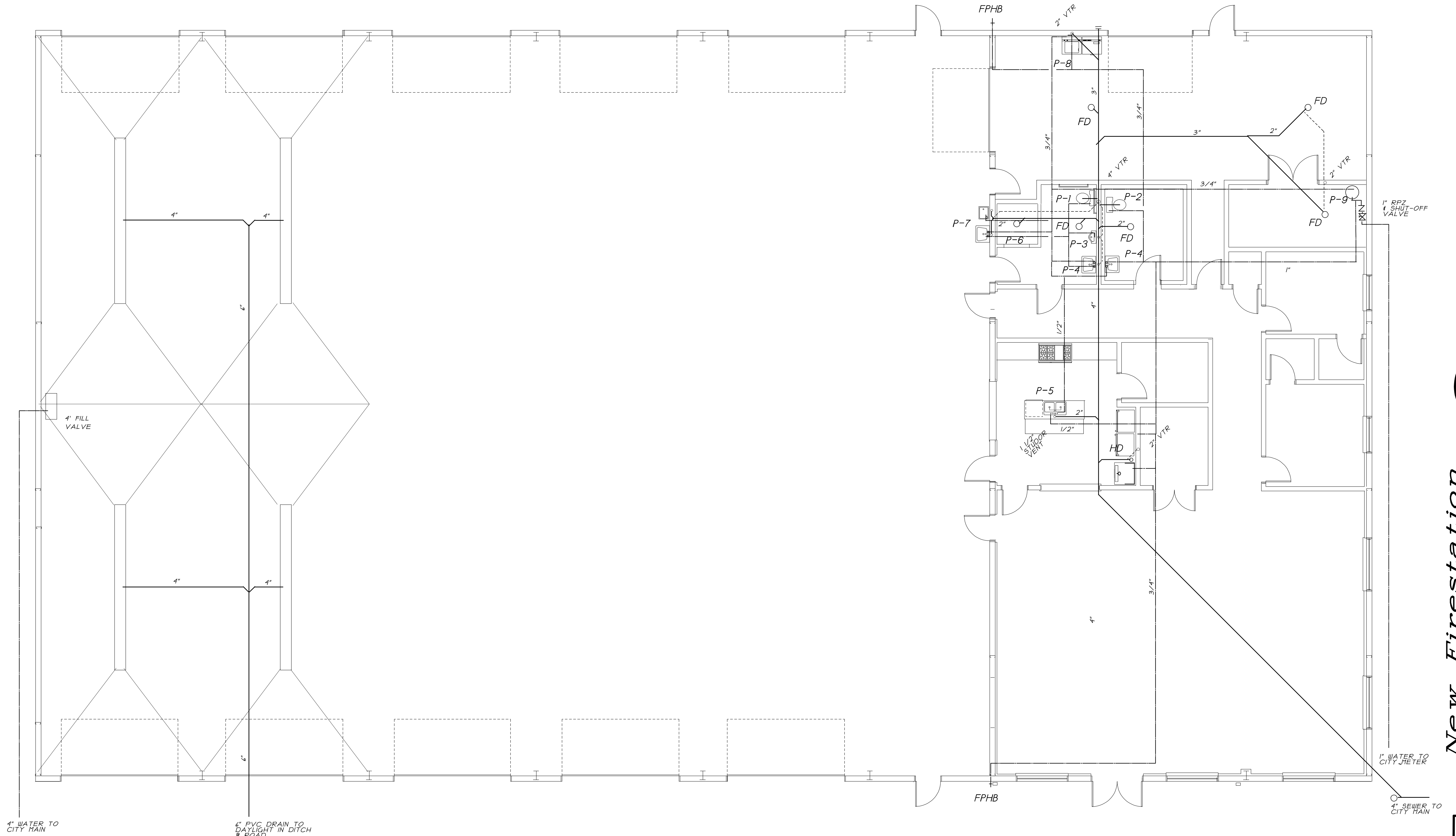


Ray Lindsey
Architect
318 Greene Road #792
Paragould, AR 72450
raylindmaeshu@gmail.com 870-215-3029



New Firestation
for
City of Monette
405 Drew Avenue
Monette Arkansas

Drawn: **RGL** Revised:
Date: **8-26-24** Revision No.:
Job No.: **94524**
P-1




PLUMBING FLOOR PLAN

3/16" = 1'-0"

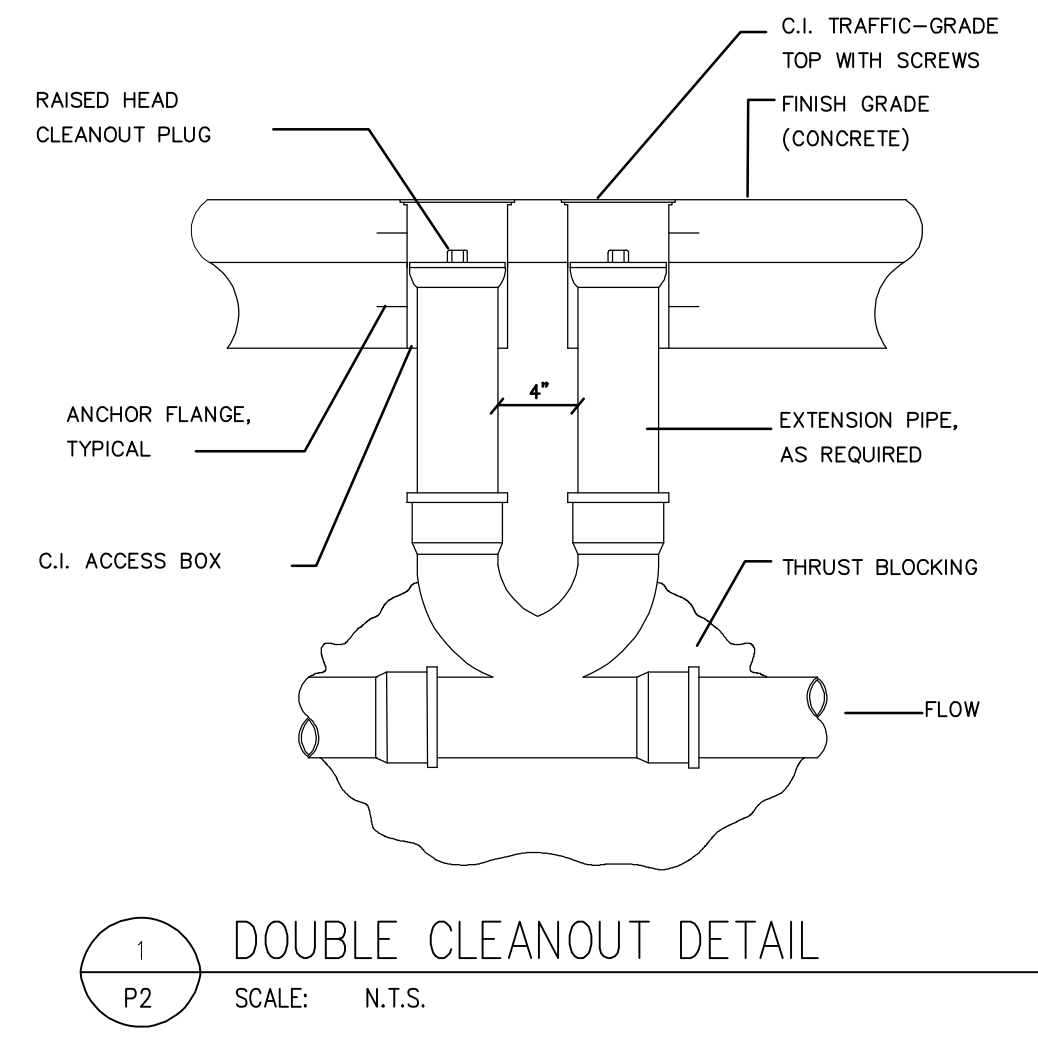
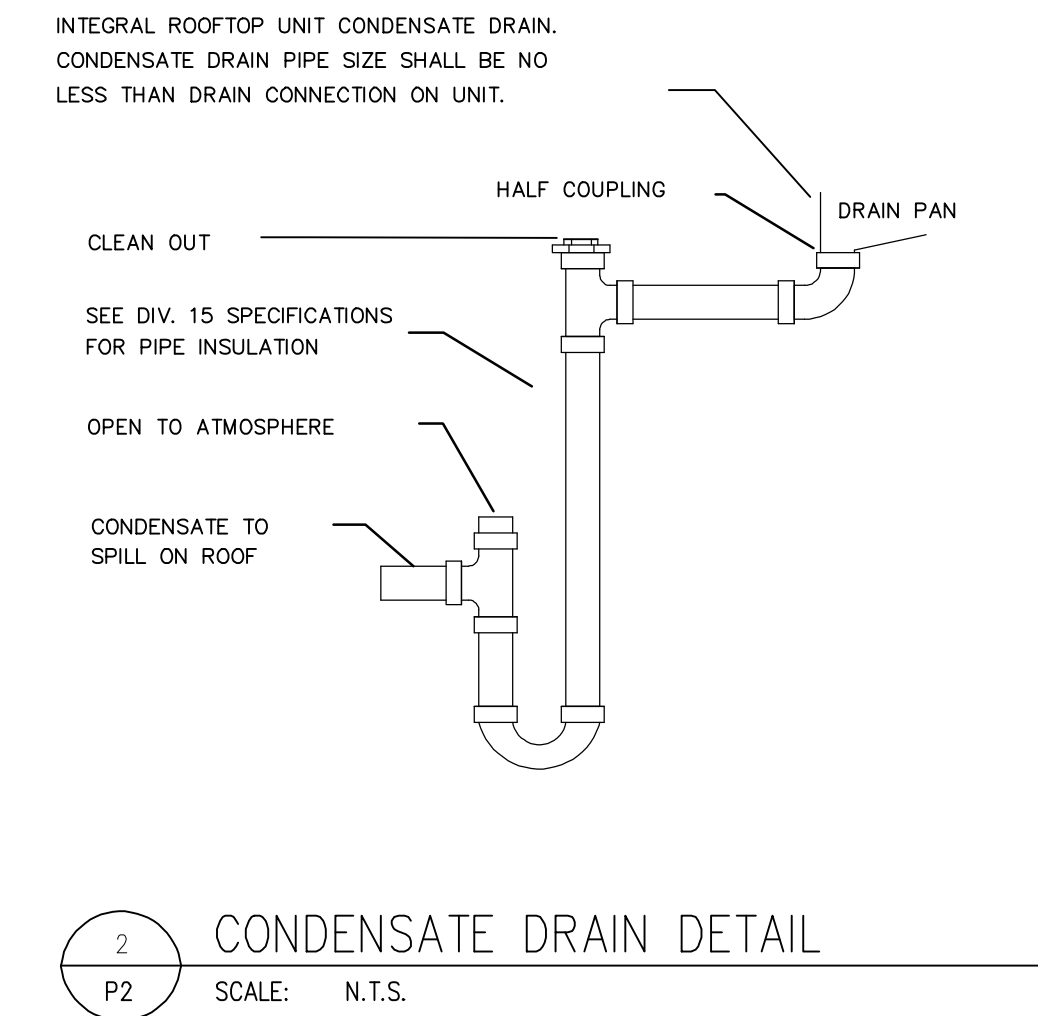
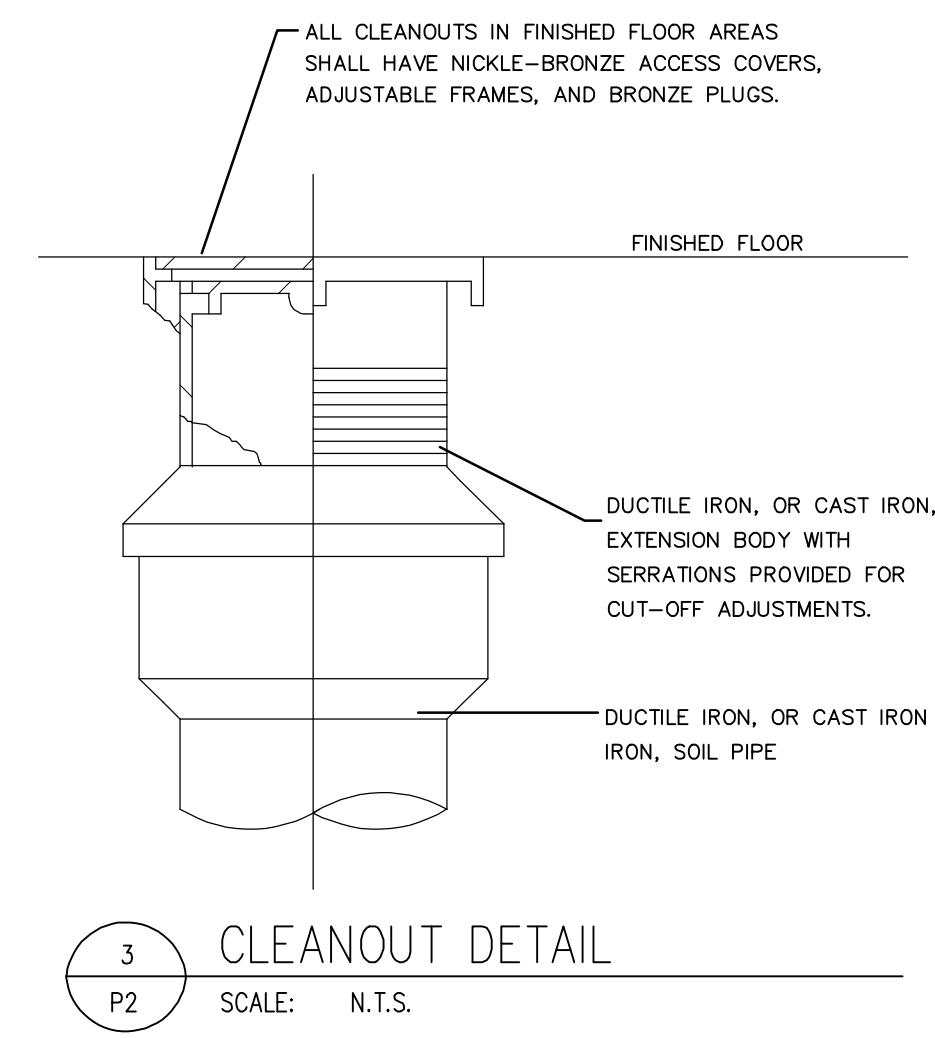
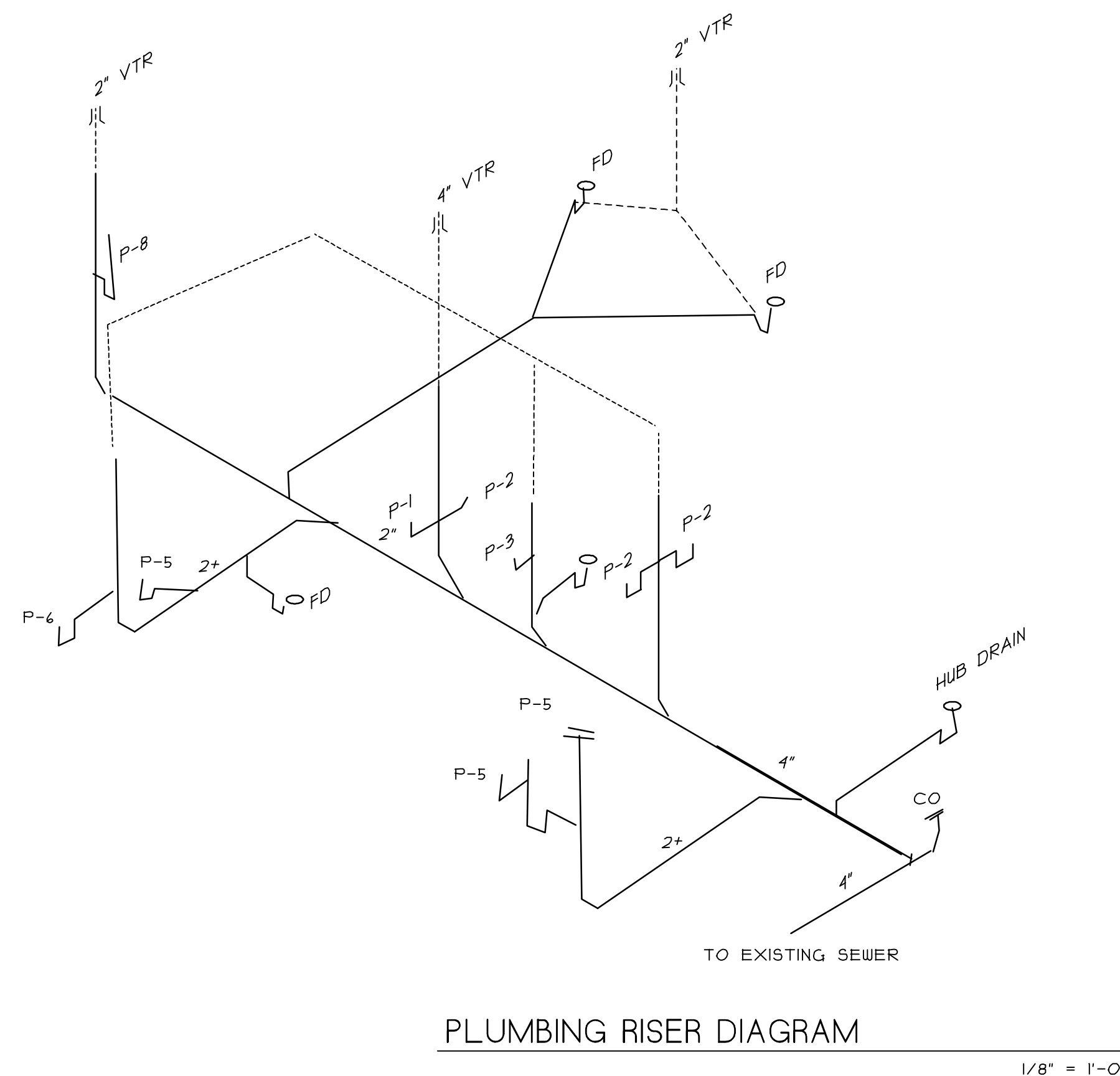


Ray Lindsey
 Architect
 318 Greene Road #792
 Paragould, AR 72450
 raylindmaeshu@gmail.com 870-215-9029



New Firestation
 for
City of Monette
 405 Drew Avenue
 Arkansas
Monette

Drawn: **RGL** Revised:
 Date: **1-26-24** Revision No:
 Job No: **94524**
P-2



PLUMBING FIXTURE SCHEDULE								
DESIG.	DESCRIPTION	REF. PRODUCT	PIPING SIZES					REMARKS
			SOIL	WASTE	VENT	C.W.	H.W.	
P-1	TOILET - HANDICAPPED	KOHLER K-3427	4"		2"	1 1/2"		W/ KOHLER K-4652 SEAT AND COVER
P-2	TOILET	KOHLER K-3422	4"		2"	1 1/2"		W/ KOHLER K-4652 SEAT AND COVER
P-3	URINAL	KOHLER K-4989-T		2"	1-1/2"	3/4"		W/SLOAN ROYAL FLUSH VALVE
P-4	LAVATORY	KOHLER K-2196-4		1-1/2"	1-1/2"	1/2"	1/2"	W/ DELTA 523HDF FAUCET AND GRID DRAIN
P-5	DOUBLE COMPARTMENT SINK	JUST #DL-2217-A-GR		1-1/2"	1-1/2"	1/2"	1/2"	W/ JWF-201 FAUCET AND #JB-99 DRAIN
P-6	SHOWER	KOHLER K-1596-969 & K-9459-BN		2"	1-1/2"	3/4"	3/4"	W/K-T12014-4-BN & K-304-K-NA
P-7	LAVATORY	KOHLER K-2196-4 W/EYE WASH		2"	1-1/2"	3/4"	3/4"	W/ DELTA 523HDF FAUCET AND GRID DRAIN
P-8	WASHER	PLASTICO WALL BOX		2"	1-1/2"	3/4"	3/4"	
P-9	WATER HEATER	A.O. SMITH EC-40				3/4"	3/4"	40 GAL., ELECTRIC, 4500 DUAL ELEMENTS
P-10	WATER COOLER	OASIS		1-1/2"	1-1/2"	1/2"		
P-11	FLOOR DRAIN	WADE W-1102-STD-6		2"	1-1/2"			W/ DEEP SEAL TRAP & PRIMER
P-12	CLEAN-OUT - FINISH GRADE	WADE W-8534	4"					
	HOSE BIBB	WADE W-8620				3/4"		

ALL PLUMBING FIXTURES & TRIM TO BE FURNISHED BY OWNER & INSTALLED BY CONTRACTOR